



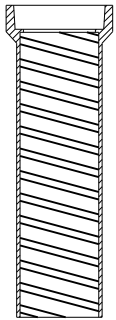
DROP LID



TYLER NO. 6860
MUELLER NO. H-10361




DROP-IN RISER - 2"



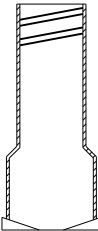
TOP

TYLER NO. 6860 26"



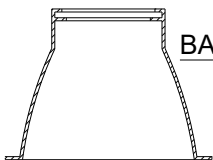
EXTENSION

TYLER NO. 58 14"
NO. 59 18"
NO. 60 24"



BOTTOM

TYLER NO. 6860 65"



BASE

NOTES:

1. 8.5' MINIMUM COVER REQUIRED OVER TOP OF WATER MAIN.
2. BOX TO BE SET TO PROVIDE 12" OF ADJUSTMENT.

GRADE

1/4" TO 3/8"

TYLER NO. 6860 OR APPROVED EQUAL GATE VALVE BOX, SCREW TYPE, 3 PIECE, 5 1/4" SHAFT, SIZE G BOX, 8'-6" EXTENDED, #6 ROUND BASE

WRAP GATE VALVE & BOX WITH POLYETHYLENE PIPE ENCASEMENT MATERIAL

RESILIENT WEDGE VALVE CONFORMING TO AWWA C515

GATE VALVE ADAPTOR

NDDOT CLASS 3M AGGREGATE BACKFILL

8" CONCRETE BLOCK

M:\STANDARD SPECS & DETAILS\2025\Details\WAT-3_GATE VALVE AND BOX INSTALLATION.dwg

City Plate No.:

WAT-3

Last Revision:

12/18/2020

Section:

2100

STANDARD DETAILS

GATE VALVE AND BOX INSTALLATION

City of Minot