

City of
Minot
North Dakota

Quarterly Financial Report
March 31, 2017

City of Minot
Quarterly Financial Report
March 31, 2017
With Comparative Totals for March 31, 2016

Table of Contents	Page Number
<i>Basic Financial Statements</i>	
Governmental Funds	
Balance Sheet	1
Statement of Revenues, Expenditures and Changes in Fund Balances	3
Statement of Revenues, Expenditures and Changes in Fund Balance, Budget to Actual	5
Proprietary Funds	
Statement of Net Position	9
Statement of Revenues, Expenses, and Changes in Fund Net Position	11
Statement of Cash Flows	13
Fiduciary Funds	
Statement of Fiduciary Net Position	15
Statement of Changes in Fiduciary Net Position	16
<i>Supplementary Information</i>	
Statement of Revenues, Expenditures, and Changes in Fund Balance, Budget to Actual - Major Debt Service Fund	18
<i>Combining and Individual Nonmajor Fund Statements and Schedules</i>	
Nonmajor Governmental Funds	
Combining Balance Sheet	19
Combining Statement of Revenues, Expenditures, and Changes in Fund Balances	20
Nonmajor Special Revenue Funds	
Combining Balance Sheet	22
Combining Statement of Revenues, Expenditures, and Changes in Fund Balances	25
Combining Statement of Revenues, Expenditures, and Changes in Fund Balances, Budget to Actual	28
Nonmajor Debt Service Fund	
Balance Sheet	47
Statement of Revenues, Expenditures, and Changes in Fund Balance	48
Statement of Revenues, Expenditures, and Changes in Fund Balance, Budget to Actual	49
Nonmajor Capital Project Funds	
Combining Balance Sheet	51
Combining Statement of Revenues, Expenditures, and Changes in Fund Balances	52
Combining Statement of Revenues, Expenditures, and Changes in Fund Balances, Budget to Actual	53
Nonmajor Proprietary Funds	
Combining Statement of Net Position	57
Combining Statement of Revenues, Expenses, and Changes in Fund Net Position	58
Combining Statement of Cash Flows	59
Internal Service Funds	
Combining Statement of Net Position	61
Combining Statement of Revenues, Expenses, and Changes in Fund Net Position	62
Combining Statement of Cash Flows	63
Fiduciary Funds	
Combining Statement of Fiduciary Net Position	65
Combining Statement of Changes in Fiduciary Net Position	66
Agency Funds	
Combining Statement of Net Position	67
Combining Statements of Changes in Assets and Liabilities	68
Capital Assets Used in the Operations of Governmental Funds	
Comparative Schedule by Source	69
Schedule by Function and Activity	70
Schedule of Changes by Function Activity	71
Fund Balance Detail	72

City of Minot, North Dakota
Balance Sheet
Governmental Funds
March 31, 2017
With Comparative Totals for March 31, 2016

	General Fund	Special Revenue Fund Sales Tax NAWS	Debt Service Fund Special Assessment Debt	Capital Project Fund Highway Reserve
ASSETS				
Cash and investments	\$ 9,797,610	\$ 4,868,446	\$ 358,502	\$ 2,918,280
Restricted cash and investments	23,456	-	5,320,986	-
Investments - certificates of deposit	19,648,239	4,054,065	-	-
Taxes receivable current	2,391,060	-	20,641	-
Taxes receivable delinquent	225,490	-	2,265	-
Special assessments receivable current	3,075	-	631,428	-
Special assessments receivable delinquent	5,575	-	94,099	-
Accounts receivable	365,463	-	-	42,677
Allowance for accounts receivable	(189,903)	-	-	-
Loans receivable	-	-	-	-
Allowance for loans receivable	-	-	-	-
Due from other funds	-	-	-	641,630
Intergovernmental receivable	419,440	-	-	7,174,901
Inventory	-	-	-	-
Prepaid	17,045	-	-	-
Other assets - capital credits	327,786	-	-	-
Investments	-	23,682,155	-	-
Advance from other funds	-	-	1,050,650	-
Special assessments receivable uncertified	-	-	12,497,760	-
Total assets	<u>\$ 33,034,336</u>	<u>\$ 32,604,666</u>	<u>\$ 19,976,331</u>	<u>\$ 10,777,488</u>
LIABILITIES				
Accounts payable	\$ 147,233	\$ -	\$ 20,304	\$ -
Due to other funds	-	-	-	-
Accrued salaries payable	661,345	-	-	-
Customer deposits	43,948	-	-	-
Advance to other funds	-	-	-	55,994
Total liabilities	<u>852,526</u>	<u>-</u>	<u>20,304</u>	<u>55,994</u>
DEFERRED INFLOWS OF RESOURCES				
Uncertified special assessments	-	-	12,497,760	-
Unavailable revenue - property taxes	2,616,550	-	22,906	-
Unavailable revenue - special assessments	8,650	-	725,527	-
Deferred inflows of resources	<u>2,625,200</u>	<u>-</u>	<u>13,246,193</u>	<u>-</u>
FUND BALANCE				
Nonspendable	344,831	-	1,050,650	-
Restricted	23,456	32,604,666	5,320,986	-
Assigned	-	-	338,198	10,721,494
Unassigned	29,188,323	-	-	-
Total fund balance	<u>29,556,610</u>	<u>32,604,666</u>	<u>6,709,834</u>	<u>10,721,494</u>
Total liabilities, inflows and fund balance	<u>\$ 33,034,336</u>	<u>\$ 32,604,666</u>	<u>\$ 19,976,331</u>	<u>\$ 10,777,488</u>

City of Minot, North Dakota
Balance Sheet
Governmental Funds
March 31, 2017
With Comparative Totals for March 31, 2016

	<u>Capital Project Fund</u>		<u>Other</u>	<u>Total</u>	<u>Total</u>
	<u>Capital</u>	<u>Storm Sewer</u>	<u>Governmental</u>	<u>Governmental</u>	<u>Governmental</u>
	<u>Purchases</u>	<u>Development</u>	<u>Funds</u>	<u>Funds</u>	<u>Funds</u>
				<u>2017</u>	<u>2016</u>
ASSETS					
Cash and investments	\$ -	\$ 8,360,114	\$ 10,772,462	\$ 37,075,414	\$ 42,157,874
Restricted cash and investments	-	-	43,546,873	48,891,315	52,684,779
Investments - certificates of deposit	-	-	-	23,702,304	23,661,104
Taxes receivable current	-	-	1,709,969	4,121,670	6,024,066
Taxes receivable delinquent	-	-	219,868	447,623	355,939
Special assessments receivable current	-	-	21,460	655,963	843,655
Special assessments receivable delinquent	-	-	3,767	103,441	19,099
Accounts receivable	788,422	53,931	324,921	1,575,414	502,354
Allowance for accounts receivable	(782,922)	-	-	(972,825)	(126,085)
Loans receivable	-	-	1,850,800	1,850,800	2,125,000
Allowance for loans receivable	-	-	(370,160)	(370,160)	(425,000)
Due from other funds	-	-	859,719	1,501,349	251,678
Intergovernmental receivable	88,006	-	1,696,615	9,378,962	7,435,059
Inventory	-	-	8,479	8,479	6,083
Prepaid	-	-	3,114	20,159	68,325
Other assets - capital credits	-	-	37,305	365,091	357,387
Investments	-	-	-	23,682,155	23,543,954
Advance from other funds	-	-	123,527	1,174,177	1,446,297
Special assessments receivable uncertified	-	-	54,492	12,552,252	13,010,619
Total assets	\$ 93,506	\$ 8,414,045	\$ 60,863,211	\$ 165,763,583	\$ 173,942,187
LIABILITIES					
Accounts payable	\$ 254,820	\$ -	\$ 179,139	\$ 601,496	\$ 691,075
Due to other funds	641,630	-	860,259	1,501,889	253,816
Accrued salaries payable	-	-	99,132	760,477	649,623
Customer deposits	-	-	-	43,948	137,690
Advance to other funds	-	4,913,514	-	4,969,508	10,919,345
Total liabilities	896,450	4,913,514	1,138,530	7,877,318	12,651,549
DEFERRED INFLOWS OF RESOURCES					
Uncertified special assessments	-	-	54,492	12,552,252	13,010,619
Unavailable revenue - property taxes	27,842	-	1,929,837	4,597,135	6,380,005
Unavailable revenue - special assessments	-	-	25,227	759,404	862,754
Deferred inflows of resources	27,842	-	2,009,556	17,908,791	20,253,378
FUND BALANCE					
Nonspendable	-	-	1,260,625	2,656,106	2,345,322
Restricted	-	-	44,266,852	82,215,960	80,034,114
Assigned	-	3,500,531	12,696,648	27,256,871	32,034,295
Unassigned	(830,786)	-	(509,000)	27,848,537	26,623,529
Total fund balance	(830,786)	3,500,531	57,715,125	139,977,474	141,037,260
Total liabilities, inflows and fund balance	\$ 93,506	\$ 8,414,045	\$ 60,863,211	\$ 165,763,583	\$ 173,942,187

City of Minot, North Dakota
Statement of Revenues, Expenditures, and Changes in Fund Balances
Governmental Funds
For the Year-to-Date as of March 31, 2017
With Comparative Totals for March 31, 2016

	General Fund	Special Revenue Fund Sales Tax NAWS	Debt Service Fund Special Assessment Debt	Capital Project Fund Highway Reserve
REVENUES				
Property tax collections	\$ 7,399,992	\$ -	\$ 63,746	\$ -
Special assessment collections	5,850	-	1,266,314	-
Sales tax collections	-	-	-	-
Licenses and permits	97,677	-	-	-
Intergovernmental	978,674	-	-	-
Charges for services	895,034	-	-	-
Fines and forfeits	173,112	-	-	-
Interest income	-	39,697	19,758	-
Miscellaneous	199,533	-	-	390,637
Total revenues	9,749,872	39,697	1,349,818	390,637
EXPENDITURES				
Current				
General government	2,981,200	320,429	-	-
Public safety	4,302,585	-	-	-
Highways and streets	1,043,884	-	-	-
Culture and recreation	-	-	-	-
Economic development	-	-	-	-
Capital outlay				
Contracted work	-	-	-	-
Equipment	-	-	-	-
Legal	-	-	-	-
Other	-	-	-	155
Acquisitions	-	-	-	-
Engineering	-	-	-	45,237
Debt service				
Interest and fiscal charges	-	-	-	791
Total expenditures	8,327,669	320,429	-	46,183
Excess (deficiency) of revenues over (under) expenditures	1,422,203	(280,732)	1,349,818	344,454
OTHER FINANCING SOURCES (USES)				
Sale of City property	7,951	-	-	-
Transfers in	2,394,509	-	247	2,046
Transfers out	(210)	(178,305)	-	(12,500)
Total other financing sources (uses)	2,402,250	(178,305)	247	(10,454)
Net change in fund balance	3,824,453	(459,037)	1,350,065	334,000
Fund balance, January 1	25,732,157	33,063,703	5,359,769	10,387,494
Fund balance (deficit), March 31	\$ 29,556,610	\$ 32,604,666	\$ 6,709,834	\$ 10,721,494

City of Minot, North Dakota
Statement of Revenues, Expenditures, and Changes in Fund Balances
Governmental Funds
For the Year-to-Date as of March 31, 2017
With Comparative Totals for March 31, 2016

	<u>Capital Project Fund</u>		<u>Other</u>	<u>Total</u>	<u>Total</u>
	<u>Capital</u>	<u>Storm Sewer</u>	<u>Governmental</u>	<u>Governmental</u>	<u>Governmental</u>
	<u>Purchases</u>	<u>Development</u>	<u>Funds</u>	<u>Funds</u>	<u>Funds</u>
REVENUES				2017	2016
Property tax collections	\$ -	\$ -	\$ 5,272,929	\$ 12,736,667	\$ 10,900,586
Special assessment collections	-	-	13,997	1,286,161	3,153,254
Sales tax collections	-	-	3,608,019	3,608,019	4,111,899
Licenses and permits	-	-	-	97,677	103,249
Intergovernmental	3,314,796	-	509,985	4,803,455	2,789,033
Charges for services	-	307,077	165,102	1,367,213	1,627,090
Fines and forfeits	-	-	-	173,112	203,079
Interest income	-	-	54	59,509	190,636
Miscellaneous	463,562	-	117,581	1,171,313	187,604
Total revenues	3,778,358	307,077	9,687,667	25,303,126	23,266,430
EXPENDITURES					
Current					
General government	-	-	1,930,575	5,232,204	3,320,218
Public safety	-	-	-	4,302,585	4,222,395
Highways and streets	-	-	310,443	1,354,327	933,712
Culture and recreation	-	-	1,038,033	1,038,033	3,751,532
Economic development	-	-	95,285	95,285	479,684
Capital outlay					
Contracted work	-	-	136,187	136,187	311,543
Equipment	-	-	106,398	106,398	1,317,620
Legal	11,692	-	-	11,692	2,105
Other	515,992	-	826	516,973	177,464
Acquisitions	4,146,340	-	-	4,146,340	1,915,516
Engineering	-	-	3,000	48,237	670,799
Debt service					
Interest and fiscal charges	-	45,195	-	45,986	622,953
Total Expenditures	4,674,024	45,195	3,620,747	17,034,247	17,725,541
Excess (deficiency) of revenues over (under) expenditures	(895,666)	261,882	6,066,920	8,268,879	5,540,889
OTHER FINANCING SOURCES (USES)					
Sale of City property	-	-	27,998	35,949	4,200
Transfers in	1,175	-	1,286,506	3,684,483	5,202,673
Transfers out	-	(29,118)	(3,705,505)	(3,925,638)	(5,227,747)
Total other financing sources (uses)	1,175	(29,118)	(2,391,001)	(205,206)	(20,874)
Net change in fund balance	(894,491)	232,764	3,675,919	8,063,673	5,520,015
Fund balance, January 1	63,705	3,267,767	54,039,206	131,913,801	135,517,245
Fund balance (deficit), March 31	\$ (830,786)	\$ 3,500,531	\$ 57,715,125	\$ 139,977,474	\$ 141,037,260

City of Minot, North Dakota
Statement of Revenues, Expenditures and Changes in Fund Balance, Budget and Actual
General Fund
For the Year-to-Date as of March 31, 2017
With Comparative Totals for March 31, 2016

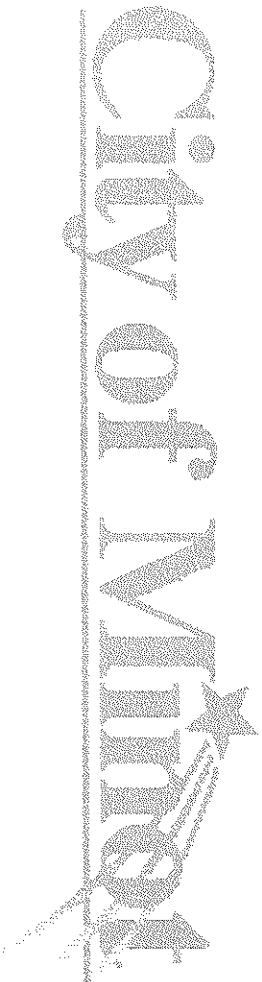
	<u>Budgeted Amounts</u>		<u>2017</u>	<u>Variance</u>	<u>2016</u>
	<u>Original</u>	<u>Final Amended</u>	<u>Actual Amounts</u>	<u>With Final Budget</u>	<u>Actual Amounts</u>
REVENUES					
Property tax collections	\$ 2,484,601	\$ 2,486,351	\$ 7,399,992	\$ (4,913,641)	\$ 5,820,931
Special assessment collections	1,162	1,162	5,850	(4,688)	3,775
Licenses & permits	273,314	273,314	97,677	175,637	103,249
Intergovernmental federal					
Operating Grants	18,040	18,040	23,945	(5,905)	(58,527)
Intergovernmental state					
Highway fund	555,002	555,002	370,915	184,087	369,906
State aid distribution	888,477	888,477	-	888,477	-
Cigarette tax	26,542	26,542	-	26,542	-
Telecommunications tax	28,968	28,968	-	28,968	-
Fire insurance refund	86,904	86,904	3,683	83,221	1,977
Gambling tax revenue	5,691	5,691	-	5,691	-
State operating grants	9,975	10,927	169,590	(158,663)	10,151
Intergovernmental county					
Operating grants	2,793	2,793	3,383	(590)	-
Road and bridge	1,055	1,055	-	1,055	-
Joint communications	279,398	279,398	224,168	55,230	212,413
Computer maintenance	34,188	34,188	74,230	(40,042)	113,241
Assessed utility	5,371	5,371	-	5,371	-
Intergovernmental other					
Housing authority	12,489	12,489	-	12,489	-
Parking authority	196	196	141	55	196
Cable TV franchise fees	133,643	133,643	108,619	25,024	111,988
Total intergovernmental	2,088,731	2,089,684	978,674	1,111,010	761,345
Charges for services					
Engineering & administrative	137,110	137,110	2,477	134,633	34,471
Utility & special funds	746,192	746,192	746,192	-	713,270
Agency funds	12,500	12,500	12,500	-	17,678
Fleet labor	50,254	50,254	133,865	(83,612)	73,846
Total charges for services	946,055	946,055	895,034	51,021	839,265
Fines and forfeitures					
Parking tickets	24,465	24,465	22,398	2,067	23,960
Police court	125,378	125,378	150,714	(25,336)	179,119
Total fines and forfeitures	149,843	149,843	173,112	(23,269)	203,079
Interest income	107,818	107,818	-	107,818	26,287
Miscellaneous income					
Work for others	9,895	9,895	13,637	(3,743)	10,766
Policing-Central Campus	23,986	23,986	-	23,986	-
Miscellaneous	66,027	66,027	128,619	(62,593)	62,383
Damage claims	-	-	47,090	(47,090)	-
Towing fees	6,987	6,987	10,187	(3,201)	7,468
Total miscellaneous income	106,894	106,894	199,533	(92,639)	80,617
Total revenues	6,158,419	6,161,121	9,749,872	(3,588,751)	7,838,548

City of Minot, North Dakota
Statement of Revenues, Expenditures and Changes in Fund Balance, Budget and Actual
General Fund
For the Year-to-Date as of March 31, 2017
With Comparative Totals for March 31, 2016

	<u>Budgeted Amounts</u>		<u>2017</u>	<u>Variance</u>	<u>2016</u>
	<u>Original</u>	<u>Final Amended</u>	<u>Actual Amounts</u>	<u>With Final Budget</u>	<u>Actual Amounts</u>
EXPENDITURES					
General government					
Mayor and city council	\$ 42,474	\$ 42,474	\$ 53,137	\$ (10,663)	\$ 55,047
City manager	146,006	146,006	130,547	15,459	176,923
Human resources	77,085	77,085	71,918	5,167	73,594
City attorney	113,312	113,312	112,877	435	95,188
Administrative and general	474,821	474,925	627,567	(152,642)	487,727
Finance	275,285	282,992	261,479	21,513	252,123
Information technology	201,956	202,642	342,436	(139,794)	342,490
Property assessment	163,433	163,433	160,574	2,859	157,285
Planning	150,311	183,289	92,335	90,954	80,408
Building inspection	296,214	296,464	287,972	8,492	277,012
Traffic	374,256	374,270	246,225	128,045	235,853
Engineering	290,933	289,183	255,776	33,407	263,403
Vehicle maintenance	198,403	198,404	194,159	4,245	178,211
Property maintenance	182,275	184,955	144,198	40,757	160,483
Total general government	2,986,763	3,029,432	2,981,200	48,232	2,835,747
Public safety					
Police administration	363,326	376,458	397,745	(21,288)	375,872
Police patrol	1,417,744	1,484,542	1,480,388	4,154	1,385,611
Criminal investigation	422,317	423,166	466,472	(43,307)	464,517
Narcotics task force	15,961	15,961	19,654	(3,694)	31,276
Telecommunications division	316,790	316,790	324,936	(8,146)	308,682
Municipal judge	170,394	170,394	121,742	48,652	132,367
Fire administration	256,010	262,863	158,791	104,072	201,044
Fire control	1,314,068	1,386,633	1,332,857	53,776	1,323,026
Total public safety	4,276,610	4,436,805	4,302,585	134,220	4,222,395
Street & storm sewer maintenance	1,289,554	1,291,691	1,043,884	247,807	731,459
Total expenditures	8,552,928	8,757,927	8,327,669	430,258	7,789,601
Excess (deficiency) of revenues over (under) expenditures	(2,394,509)	(2,596,807)	1,422,203	(4,019,010)	48,947
OTHER FINANCING SOURCES (USES)					
Sale of property	-	-	7,951	(7,951)	-
Transfers in	2,394,509	2,394,509	2,394,509	-	1,850,489
Transfers out	-	-	(210)	210	-
Total other financing sources (uses)	2,394,509	2,394,509	2,402,250	(7,741)	1,850,489
Net change in fund balance	-	\$ (202,297)	3,824,453	\$ (4,026,751)	1,899,436
Fund balance, January 1			25,732,157		25,207,413
Fund balance (deficit), March 31			<u>\$ 29,556,610</u>		<u>\$ 27,106,849</u>

City of Minot, North Dakota
Schedule of Revenue, Expenditures, and Changes in Fund Balance, Budget and Actual
Major Special Revenue Fund
For the Year-to-Date as of March 31, 2017
With Comparative Totals for March 31, 2016

	Sales Tax NAWS			
	Original & Final Budgeted Amounts	2017 Actual Amounts	Variance with Final Budget	2016 Actual Amounts
REVENUES				
Interest income	\$ 13,124	\$ 39,697	\$ (26,573)	\$ 144,233
Total revenues	13,124	39,697	(26,573)	144,233
EXPENDITURES				
General government	2,575,000	320,429	2,254,571	84,252
Total expenditures	2,575,000	320,429	2,254,571	84,252
Excess (deficiency) of revenues over (under) expenditures	(2,561,876)	(280,732)	(2,281,144)	59,981
OTHER FINANCING SOURCES (USES)				
Transfers out	(12,500)	(178,305)	165,805	(12,500)
Total other financing sources (uses)	(12,500)	(178,305)	165,805	(12,500)
Net change in fund balance	<u>\$ (2,574,376)</u>	(459,037)	<u>\$ (2,115,339)</u>	47,481
Fund balance, January 1		33,063,703		34,100,423
Fund balance (deficit), March 31		<u>\$ 32,604,666</u>		<u>\$ 34,147,904</u>



This page left blank intentionally.

City of Minot, North Dakota
Statement of Fund Net Position
Proprietary Funds
March 31, 2017
With Comparative Totals for March 31, 2016

	Business-Type Activities Enterprise Funds			
	Airport	Sanitation	Water & Sewer	Nonmajor
ASSETS				
Current assets				
Cash and cash equivalents	\$ 5,073,290	\$ 2,962,920	\$ 8,919,674	\$ 548,499
Restricted cash and cash equivalents	1,170,000	-	3,093,983	-
Investments - certificate of deposits	-	1,006,733	12,059,522	-
Taxes receivable current	132,461	-	-	58,110
Taxes receivable delinquent	2,151	-	-	7,049
Accounts receivable	224,754	422,865	1,737,131	22,445
Allowance for doubtful accounts	-	-	(475,597)	-
Intergovernmental receivable	123,944	-	4,924,565	-
Inventory	-	-	-	-
Prepaid	3,808	769	2,705	-
Total current assets	6,730,408	4,393,287	30,261,983	636,103
Noncurrent assets				
Restricted cash and cash equivalents	2,136,468	-	2,658,504	-
Advance from other funds	-	-	3,938,839	-
Other assets - capital credits	28,380	53,118	237,723	3,417
Capital assets				
Land	2,890,804	367,334	1,881,501	315,901
Buildings	52,242,143	2,327,920	6,848,485	150,885
Equipment	10,923,468	5,987,658	8,277,835	640,465
Infrastructure	72,117,682	4,126,280	239,675,154	482,387
Intangible assets	46,816	-	454,849	-
Construction in progress	597,375	31,463	28,347,488	-
Total capital assets	138,818,288	12,840,655	285,485,312	1,589,638
Less-accumulated depreciation	(29,391,440)	(5,127,980)	(68,258,129)	(749,411)
Net capital assets	109,426,848	7,712,675	217,227,183	840,227
Total noncurrent assets	111,591,696	7,765,793	224,062,249	843,644
Total assets	118,322,104	12,159,080	254,324,232	1,479,747
DEFERRED OUTFLOWS OF RESOURCES				
Deferred outflows of resources related to pension	281,927	764,797	1,320,905	59,343
Total deferred outflows of resources	281,927	764,797	1,320,905	59,343
LIABILITIES				
Current liabilities				
Accounts payable	17,010	8,651	667,149	1,989
Accrued salaries payable	50,659	55,029	101,576	9,420
Bonds payable	1,170,000	-	3,010,000	-
Notes payable	-	-	83,983	-
Capital leases payable	943	229,028	2,609	-
Unearned revenue - other	-	-	33,988	-
Total current liabilities	1,238,612	292,708	3,899,305	11,409
Long-term liabilities				
Customer deposits	4,764	-	200,891	600
Bonds payable	28,610,000	-	26,525,000	-
Notes payable	-	-	965,879	-
Unamortized bond discounts	(270,311)	-	(27,463)	-
Unamortized bond premiums	-	-	1,005,084	-
Capital leases payable	1,328	756,072	4,769	-
Advance to other funds	-	-	143,507	-
Accrued MSWLF closure and postclosure care costs	-	1,187,795	-	-
Net pension liability	812,250	3,622,816	7,774,609	499,203
Total long-term liabilities	29,158,031	5,566,683	36,592,276	499,803
Total liabilities	30,396,643	5,859,391	40,491,581	511,212
DEFERRED INFLOWS OF RESOURCES				
Deferred inflows of resources related to pension	30,340	164,295	333,654	49,899
Total deferred inflow of resources	30,340	164,295	333,654	49,899
NET POSITION				
Invested in capital assets	79,374,266	6,727,575	187,430,192	840,227
Restricted for bond covenants	3,306,468	-	5,752,487	-
Unrestricted net position	5,496,314	172,616	21,637,223	137,752
Total net position	\$ 88,177,048	\$ 6,900,191	\$ 214,819,902	\$ 977,979

City of Minot, North Dakota
Statement of Fund Net Position
Proprietary Funds
March 31, 2017
With Comparative Totals for March 31, 2016

	Governmental Activities			
	Total Enterprise Funds	Internal Service Funds	Total 2017	Total 2016
ASSETS				
Current assets				
Cash and cash equivalents	\$ 17,504,383	\$ 2,531,510	\$ 20,035,893	\$ 40,885,872
Restricted cash and cash equivalents	4,263,983	-	4,263,983	4,281,119
Investments - certificate of deposits	13,066,255	-	13,066,255	13,015,382
Taxes receivable current	190,571	-	190,571	134,402
Taxes receivable delinquent	9,200	-	9,200	3,441
Accounts receivable	2,407,195	43	2,407,238	3,693,452
Allowance for doubtful accounts	(475,597)	-	(475,597)	(972,086)
Intergovernmental receivable	5,048,509	-	5,048,509	3,098,576
Inventory	-	358,599	358,599	272,288
Prepaid	7,282	-	7,282	1,584
Total current assets	42,021,781	2,890,152	44,911,933	64,414,030
Noncurrent assets				
Restricted cash and cash equivalents	4,794,972	-	4,794,972	3,498,031
Advance from other funds	3,938,839	-	3,938,839	4,282,964
Other assets - capital credits	322,638	2,232	324,870	313,720
Capital assets				
Land	5,455,540	-	5,455,540	5,417,535
Buildings	61,569,433	-	61,569,433	21,359,716
Equipment	25,829,426	-	25,829,426	17,986,239
Infrastructure	316,401,503	-	316,401,503	269,187,264
Intangible assets	501,665	-	501,665	454,849
Construction in progress	28,976,326	-	28,976,326	77,010,813
Total capital assets	438,733,893	-	438,733,893	391,416,416
Less-accumulated depreciation	(103,526,960)	-	(103,526,960)	(91,666,495)
Net capital assets	335,206,933	-	335,206,933	299,749,921
Total noncurrent assets	344,263,382	2,232	344,265,614	307,844,636
Total assets	386,285,163	2,892,384	389,177,547	372,258,666
DEFERRED OUTFLOWS OF RESOURCES				
Deferred outflows of resources related to pension	2,426,972	-	2,426,972	2,573,944
Total deferred outflows of resources	2,426,972	-	2,426,972	2,573,944
LIABILITIES				
Current liabilities				
Accounts payable	694,799	167,240	862,039	866,522
Accrued salaries payable	216,684	-	216,684	187,935
Bonds payable	4,180,000	-	4,180,000	4,200,000
Notes payable	83,983	-	83,983	81,119
Capital leases payable	232,580	-	232,580	307,789
Unearned revenue - other	33,988	-	33,988	-
Total current liabilities	5,442,034	167,240	5,609,274	5,643,365
Long-term liabilities				
Customer deposits	206,255	-	206,255	202,676
Bonds payable	55,135,000	-	55,135,000	54,530,000
Notes payable	965,879	-	965,879	1,049,862
Unamortized bond discounts	(297,774)	-	(297,774)	(316,133)
Unamortized bond premiums	1,005,084	-	1,005,084	687,929
Capital leases payable	762,169	-	762,169	574,345
Advance to other funds	143,507	-	143,507	210,629
Accrued MSWLF closure and postclosure care costs	1,187,795	-	1,187,795	1,078,849
Net pension liability	12,708,878	-	12,708,878	12,943,193
Total long-term liabilities	71,816,793	-	71,816,793	70,961,350
Total liabilities	77,258,827	167,240	77,426,067	76,604,715
DEFERRED INFLOWS OF RESOURCES				
Deferred inflows of resources related to pension	578,188	-	578,188	213,060
Total deferred inflow of resources	578,188	-	578,188	213,060
NET POSITION				
Invested in capital assets	274,372,260	-	274,372,260	243,679,405
Restricted for bond covenants	9,058,955	-	9,058,955	7,779,150
Unrestricted net position	27,443,905	2,725,144	30,169,049	46,556,280
Total net position	310,875,120	\$ 2,725,144	313,600,264	298,014,835
Some amounts reported for business-type activities in the statement of net position are different because certain internal service fund assets and liabilities are included.				
	166,344		166,344	131,937
	\$ 311,041,464		\$ 313,766,608	\$ 298,146,772

City of Minot, North Dakota
Statement of Revenues, Expenses, and Changes in Fund Net Position
Proprietary Funds
For the Year-to-Date as of March 31, 2017
With Comparative Totals for March 31, 2016

	Business-Type Activities Enterprise Funds			
	Water			
	Airport	Sanitation	& Sewer	Nonmajor
OPERATING REVENUES				
Sales	\$ -	\$ -	\$ -	\$ -
Cost of goods sold	-	-	-	-
Gross margin	-	-	-	-
Charges for services	745,541	1,168,806	3,275,809	63,219
Employer	-	-	-	-
Employee	-	-	-	-
Miscellaneous	-	-	1,988	-
Total operating revenues	745,541	1,168,806	3,277,797	63,219
OPERATING EXPENSES				
Salaries	274,526	265,178	536,550	39,466
Employee benefits	106,536	153,951	266,222	30,220
Professional services	112,628	8,009	88,061	105
Property services	83,726	40,477	224,291	10,827
Purchased services	25,274	14,824	171,448	2,752
Supplies	124,802	85,544	459,358	2,705
Sundry	73,682	154,335	435,444	10,855
Insurance claims	-	-	-	-
Total operating expenses	801,174	722,318	2,181,374	96,930
Operating income (loss)	(55,633)	446,488	1,096,423	(33,711)
NON-OPERATING REVENUES (EXPENSES)				
Property tax collections	530,951	-	-	226,056
Intergovernmental revenues (expenses)	-	(102,041)	(10,405)	-
Interest income	255,127	-	43,942	-
Miscellaneous income (expense)	5,403	-	239,073	(339)
Gain (loss) on sale of City property	-	-	37,280	-
Passenger facility charge income	81,027	-	-	-
Customer facility charge income	28,140	-	-	-
Interest and fiscal charges	-	(1,336)	-	-
Total non-operating revenues (expenses)	900,648	(103,377)	309,890	225,717
Income (loss) before contributions and transfers	845,015	343,111	1,406,313	192,006
Capital contributions	13,475	-	1,425,541	-
Transfers in	13,013	49,729	462,031	11,250
Transfers out	-	(101,796)	(193,072)	-
Total contributions and transfers	26,488	(52,067)	1,694,500	11,250
Change in net position	871,503	291,044	3,100,813	203,256
Net position, January 1	87,305,545	6,609,147	211,719,089	774,723
Net position, March 31	\$ 88,177,048	\$ 6,900,191	\$ 214,819,902	\$ 977,979

City of Minot, North Dakota
Statement of Revenues, Expenses, and Changes in Fund Net Position
Proprietary Funds
For the Year-to-Date as of March 31, 2017
With Comparative Totals for March 31, 2016

		Governmental Activities		
	Total Enterprise Funds	Internal Service Funds	Total 2017	Total 2016
OPERATING REVENUES				
Sales	\$ -	\$ 332,505	\$ 332,505	\$ 155,915
Cost of goods sold	-	(332,462)	(332,462)	(142,788)
Gross margin	-	43	43	13,127
Charges for services	5,253,375	-	5,253,375	5,074,735
Employer	-	701,595	701,595	633,344
Employee	-	209,397	209,397	180,829
Miscellaneous	1,988	-	1,988	11,250
Total operating revenues	5,255,363	911,035	6,166,398	5,913,285
OPERATING EXPENSES				
Salaries	1,115,720	-	1,115,720	1,075,318
Employee benefits	556,929	-	556,929	571,827
Professional services	208,803	-	208,803	303,879
Property services	359,321	-	359,321	569,391
Purchased services	214,298	-	214,298	160,109
Supplies	672,409	-	672,409	491,879
Sundry	674,316	-	674,316	648,087
Insurance claims	-	729,200	729,200	566,111
Total operating expenses	3,801,796	729,200	4,530,996	4,386,601
Operating income (loss)	1,453,567	181,835	1,635,402	1,526,684
NON-OPERATING REVENUES (EXPENSES)				
Property tax collections	757,007	-	757,007	374,419
Intergovernmental revenues (expenses)	(112,446)	-	(112,446)	(92,087)
Interest income	299,069	-	299,069	39,488
Miscellaneous income (expense)	244,137	(88,140)	155,997	41,961
Gain (loss) on sale of City property	37,280	-	37,280	-
Passenger facility charge income	81,027	-	81,027	99,568
Customer facility charge income	28,140	-	28,140	32,181
Interest and fiscal charges	(1,336)	-	(1,336)	(457,641)
Total non-operating revenues (expenses)	1,332,878	(88,140)	1,244,738	37,889
Income (loss) before contributions and transfers	2,786,445	93,695	2,880,140	1,564,573
Capital contributions	1,439,016	-	1,439,016	1,129,286
Transfers in	536,023	-	536,023	387,657
Transfers out	(294,868)	-	(294,868)	(427,583)
Total contributions and transfers	1,680,171	-	1,680,171	1,089,360
Change in net position	4,466,616	93,695		
Net position, January 1	306,408,504	2,631,449		
Net position, March 31	\$ 310,875,120	\$ 2,725,144		
Change in net position enterprise funds only			4,466,616	2,437,892
Adjustment to reflect the consolidation of internal service fund activities to enterprise funds			34,407	(5,726)
Change in net position of business-type activities			\$ 4,501,023	\$ 2,432,166

City of Minot, North Dakota
Statement of Cash Flows
Proprietary Funds
For the Year-to-Date as of March 31, 2017
With Comparative Totals for March 31, 2016

	Business-Type Activities Enterprise Funds			
	Airport	Sanitation	Water & Sewer	Nonmajor
CASH FLOWS FROM OPERATING ACTIVITIES				
Receipts from customers and users	\$ 1,439,649	\$ 1,112,787	\$ 4,759,985	\$ 24,821
Payments to suppliers	(1,649,913)	(305,836)	(6,839,924)	(59,086)
Payments to employees	(405,491)	(485,322)	(893,494)	(87,655)
Due from other agencies	1,261,481	102,041	4,686,009	9,149
Net cash provided (used) by operating activities	645,726	423,670	1,712,576	(112,771)
CASH FLOWS FROM NONCAPITAL FINANCING ACTIVITIES				
Taxes received	536,354	(102,041)	228,668	225,717
Transfers in	13,013	49,729	462,031	11,250
Transfers out	-	(101,796)	(193,072)	-
Internal activity - payments from other funds	-	-	88,155	-
Internal activity - payments to other funds	-	-	(13,893)	-
Net cash provided (used) by noncapital financing activities	549,367	(154,108)	571,889	236,967
CASH FLOWS FROM CAPITAL AND RELATED FINANCING ACTIVITIES				
Capital contributions	13,475	-	1,425,541	-
Passenger facility charges	81,027	-	-	-
Customer facility charges	28,140	-	-	-
Acquisition and construction of capital assets	-	(31,154)	-	-
Disposal of capital assets	-	-	2,308,797	-
Capital lease payment	(195)	(140,143)	(830)	-
Interest paid on capital debt	-	(1,336)	-	-
Net cash provided (used) by capital and related financing activities	122,447	(172,633)	3,733,508	-
CASH FLOWS FROM INVESTING ACTIVITIES				
Interest and dividends	255,127	-	43,942	-
Net cash provided by investing activities	255,127	-	43,942	-
Net increase (decrease) in cash and cash equivalents	1,572,667	96,929	6,061,915	124,196
Cash and cash equivalents, January 1	6,807,091	3,872,724	20,669,768	424,303
Cash and cash equivalents, March 31	\$ 8,379,758	\$ 3,969,653	\$ 26,731,683	\$ 548,499
Cash and cash equivalents are comprised of the following:				
Cash and cash equivalents	\$ 5,073,290	\$ 2,962,920	\$ 8,919,674	\$ 548,499
Investments - certificate of deposits	-	1,006,733	12,059,522	-
Restricted cash and cash equivalents - current	1,170,000	-	3,093,983	-
Restricted cash and cash equivalents - noncurrent	2,136,468	-	2,658,504	-
Total cash and cash equivalents on the Statement of Net Position	\$ 8,379,758	\$ 3,969,653	\$ 26,731,683	\$ 548,499
RECONCILIATION OF OPERATING INCOME (LOSS) TO NET CASH PROVIDED (USED) BY OPERATING ACTIVITIES				
Operating income (loss)	\$ (55,633)	\$ 446,488	\$ 1,096,423	\$ (33,711)
Adjustments to reconcile operating income (loss) to net cash provided (used) by operating activities				
Change in assets and liabilities				
Taxes receivable	(127,673)	-	-	(43,430)
Receivables, net	823,133	(57,517)	1,443,913	4,950
Accrued interest receivable	-	2,100	14,700	-
Inventory	-	-	-	-
Prepaid	(1,352)	(602)	23,575	82
Accounts payable	(940,948)	(2,647)	(1,662,641)	(31,842)
Retainage payable	(33,126)	-	(3,570,279)	-
Intergovernmental receivables	1,261,481	102,041	4,686,009	9,149
Accrued salaries payable	(24,429)	(66,193)	(90,722)	4,738
Insurance claims payable	-	-	-	-
Accrued interest payable	(255,127)	-	(231,321)	(22,707)
Customer deposits	(600)	-	2,919	-
Unearned revenue - other	-	-	-	-
Net cash provided (used) by operating activities	\$ 645,726	\$ 423,670	\$ 1,712,576	\$ (112,771)

City of Minot, North Dakota
Statement of Cash Flows
Proprietary Funds
For the Year-to-Date as of March 31, 2017
With Comparative Totals for March 31, 2016

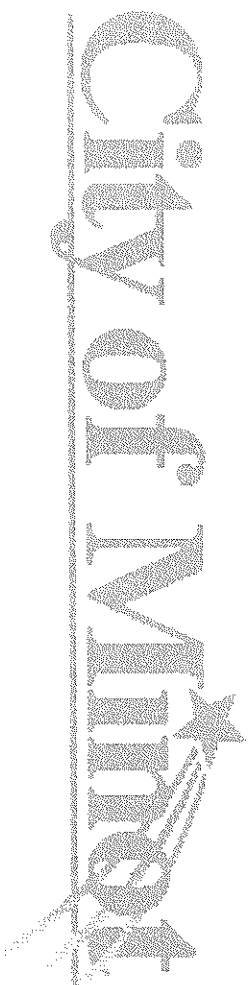
	Total Enterprise Funds	Governmental Activities Internal Service Funds	Total 2017	Total 2016
CASH FLOWS FROM OPERATING ACTIVITIES				
Receipts from customers and users	\$ 7,337,242	\$ 1,246,183	\$ 8,583,425	\$ 7,133,887
Payments to suppliers	(8,854,759)	(1,099,073)	(9,953,832)	(18,720,908)
Payments to employees	(1,871,962)	-	(1,871,962)	(1,848,195)
Due from other agencies	6,058,680	-	6,058,680	6,494,143
Net cash provided (used) by operating activities	2,669,201	147,110	2,816,311	(6,941,073)
CASH FLOWS FROM NONCAPITAL FINANCING ACTIVITIES				
Taxes received	888,698	-	888,698	306,490
Transfers in	536,023	-	536,023	387,657
Transfers out	(294,868)	-	(294,868)	(427,583)
Internal activity - payments from other funds	88,155	(88,140)	15	(563,705)
Internal activity - payments to other funds	(13,893)	-	(13,893)	(17,743)
Net cash provided (used) by noncapital financing activities	1,204,115	(88,140)	1,115,975	(314,884)
CASH FLOWS FROM CAPITAL AND RELATED FINANCING ACTIVITIES				
Capital contributions	1,439,016	-	1,439,016	1,129,286
Passenger facility charges	81,027	-	81,027	99,568
Customer facility charges	28,140	-	28,140	32,181
Acquisition and construction of capital assets	(31,154)	-	(31,154)	2,891,024
Disposal of capital assets	2,308,797	-	2,308,797	-
Capital lease payment	(141,168)	-	(141,168)	(147,255)
Interest paid on capital debt	(1,336)	-	(1,336)	(457,641)
Net cash provided (used) by capital and related financing activities	3,683,322	-	3,683,322	3,547,163
CASH FLOWS FROM INVESTING ACTIVITIES				
Interest and dividends	299,069	-	299,069	39,488
Net cash provided by investing activities	299,069	-	299,069	39,488
Net increase (decrease) in cash and cash equivalents	7,855,707	58,970	7,914,677	(3,669,306)
Cash and cash equivalents, January 1	31,773,886	2,472,540	34,246,426	65,349,710
Cash and cash equivalents, March 31	\$ 39,629,593	\$ 2,531,510	\$ 42,161,103	\$ 61,680,404
Cash and cash equivalents are comprised of the following:				
Cash and cash equivalents	\$ 17,504,383	\$ 2,531,510	\$ 20,035,893	\$ 40,885,872
Investments - certificate of deposits	13,066,255	-	13,066,255	13,015,382
Restricted cash and cash equivalents - current	4,263,983	-	4,263,983	4,281,119
Restricted cash and cash equivalents - noncurrent	4,794,972	-	4,794,972	3,498,031
Total cash and cash equivalents on the Statement of Net Position	\$ 39,629,593	\$ 2,531,510	\$ 42,161,103	\$ 61,680,404
RECONCILIATION OF OPERATING INCOME (LOSS) TO NET CASH PROVIDED (USED) BY OPERATING ACTIVITIES				
Operating income (loss)	\$ 1,453,567	\$ 181,835	\$ 1,635,402	\$ 1,526,684
Adjustments to reconcile operating income (loss) to net cash provided (used) by operating activities				
Change in assets and liabilities				
Taxes receivable	(171,103)	-	(171,103)	(127,102)
Receivables, net	2,214,479	28	2,214,507	1,132,909
Accrued interest receivable	16,800	-	16,800	8,861
Inventory	-	2,658	2,658	40,221
Prepaid	21,703	-	21,703	28,600
Accounts payable	(2,638,078)	98,892	(2,539,186)	(7,142,094)
Retainage payable	(3,603,405)	-	(3,603,405)	(8,107,407)
Intergovernmental receivables	6,058,680	-	6,058,680	6,494,143
Accrued salaries payable	(176,606)	-	(176,606)	(180,229)
Insurance claims payable	-	(136,303)	(136,303)	(142,927)
Accrued interest payable	(509,155)	-	(509,155)	(468,275)
Customer deposits	2,319	-	2,319	1,218
Unearned revenue - other	-	-	-	(5,675)
Net cash provided (used) by operating activities	\$ 2,669,201	\$ 147,110	\$ 2,816,311	\$ (6,941,073)

City of Minot, North Dakota
Statement of Fiduciary Net Position
Fiduciary Funds
March 31, 2017

	Pension Trust Fund	OPEB Trust Fund	Agency Funds
ASSETS			
Cash and cash equivalents	\$ 49,951	\$ -	\$ 254,652
Investments			
Money market	475,427	34,238	
Equity/stocks	39,212,217	708,756	
Fixed income	22,213,460	401,131	
Alternative	4,070,346	74,125	
Total investments	65,971,450	1,218,250	
Accounts receivable	-	-	583
Due from other funds	258,619	-	-
Intergovernmental receivable	-	-	2,047
Total assets	66,280,020	1,218,250	<u>\$ 257,282</u>
LIABILITIES			
Accounts payable	-	-	\$ 257,282
Due to other funds	-	258,619	-
Total liabilities	-	258,619	<u>\$ 257,282</u>
NET POSITION			
Restricted for pension benefits	66,280,020	-	
Restricted for OPEB benefits	-	959,631	
Total net position	<u>\$ 66,280,020</u>	<u>\$ 959,631</u>	

City of Minot, North Dakota
Statement of Changes in Fiduciary Net Position
Fiduciary Funds
For the Year-to-Date as of March 31, 2017
With Comparative Totals for March 31, 2016

	Pension Trust Fund	OPEB Trust Fund	2017 Total	2016 Total
ADDITIONS				
Contributions				
Employer	\$ 1,134,271	\$ -	\$ 1,134,271	\$ 1,194,213
Employee	562,287	122,519	684,806	720,552
Total contributions	1,696,558	122,519	1,819,077	1,914,765
Investment income				
Interest and dividends	335,658	4,330	339,988	274,075
Net increase (decrease) in the fair value of investments	2,538,528	48,941	2,587,469	183,655
Total investment income	2,874,186	53,271	2,927,457	457,730
Less investment expense	37,656	690	38,346	37,607
Net investment income	2,836,530	52,581	2,889,111	420,123
Total additions	4,533,088	175,100	4,708,188	2,334,888
DEDUCTIONS				
Benefits paid to plan member and beneficiaries	1,986,522	-	1,986,522	1,912,852
Refunds paid to plan member and beneficiaries	156,409	-	156,409	-
Retiree claims	-	155,326	155,326	94,301
Third party premiums	-	51,637	51,637	50,235
Administrative expenses	47,890	-	47,890	48,126
Total deductions	2,190,821	206,963	2,397,784	2,105,514
Change in net position	2,342,267	(31,863)	2,310,404	229,374
Net position, January 1	63,937,753	991,494	64,929,247	62,230,549
Net position, March 31	\$ 66,280,020	\$ 959,631	\$ 67,239,651	\$ 62,459,923



This page left blank intentionally.

City of Minot, North Dakota
Schedule of Revenue, Expenditures, and Changes in Fund Balance, Budget and Actual
Major Debt Service Fund
For the Year-to-Date as of March 31, 2017
With Comparative Totals for March 31, 2016

	Special Assessment Debt			
	Original & Final Budgeted Amounts	2017 Actual Amounts	Variance with Final Budget	2016 Actual Amounts
REVENUES				
Property tax collections	\$ 22,880	\$ 63,746	\$ (40,866)	\$ 52,711
Special assessment collections	1,018,367	1,266,314	(247,948)	3,144,467
Interest income	-	19,758	(19,758)	20,056
Total revenues	1,041,247	1,349,818	(308,572)	3,217,234
EXPENDITURES				
Debt service				
Interest and fiscal charges	179,072	-	179,072	347,518
Total expenditures	179,072	-	179,072	347,518
Excess (deficiency) of revenues over (under) expenditures	862,175	1,349,818	(487,643)	2,869,716
OTHER FINANCING SOURCES (USES)				
Transfers in	66,114	247	65,867	548
Total other financing sources (uses)	66,114	247	65,867	548
Net change in fund balance	<u>\$ 928,288</u>	1,350,065	<u>\$ (421,777)</u>	2,870,264
Fund balance, January 1		5,359,769		4,501,204
Fund balance (deficit), March 31		<u>\$ 6,709,834</u>		<u>\$ 7,371,468</u>

City of Minot, North Dakota
Combining Balance Sheet
Nonmajor Governmental Funds
March 31, 2017
With Comparative Totals for March 31, 2016

	Special Revenue Funds	Debt Service Fund	Capital Project Funds	Total Nonmajor Governmental Funds 2017	Total Nonmajor Governmental Funds 2016
ASSETS					
Cash and investments	\$ 9,336,215	\$ 151,888	\$ 1,284,359	\$ 10,772,462	\$ 13,343,672
Restricted cash and investments	40,261,162	3,285,711	-	43,546,873	39,694,244
Taxes receivable current	785,053	743,325	181,591	1,709,969	2,769,956
Taxes receivable delinquent	110,699	56,223	52,946	219,868	180,064
Special assessments receivable current	21,460	-	-	21,460	1,995
Special assessments receivable delinquent	3,767	-	-	3,767	7,196
Accounts receivable	324,921	-	-	324,921	66,342
Loans receivable	1,850,800	-	-	1,850,800	2,125,000
Allowance for loans receivable	(370,160)	-	-	(370,160)	(425,000)
Due from other funds	323,968	-	535,751	859,719	251,678
Intergovernmental receivable	905,076	-	791,539	1,696,615	1,308,262
Inventory	8,479	-	-	8,479	6,083
Prepaid	3,114	-	-	3,114	3,724
Other assets - capital credits	37,305	-	-	37,305	36,973
Advance to other funds	-	123,527	-	123,527	163,527
Special assessments receivable deferred	54,492	-	-	54,492	65,390
Total assets	<u>\$ 53,656,351</u>	<u>\$ 4,360,674</u>	<u>\$ 2,846,186</u>	<u>\$ 60,863,211</u>	<u>\$ 59,599,106</u>
LIABILITIES					
Accounts payable	\$ 175,240	\$ -	\$ 3,899	\$ 179,139	\$ 500,765
Due to other funds	324,508	-	535,751	860,259	253,816
Accrued salaries payable	99,132	-	-	99,132	82,114
Total liabilities	<u>598,880</u>	<u>-</u>	<u>539,650</u>	<u>1,138,530</u>	<u>836,695</u>
DEFERRED INFLOWS OF RESOURCES					
Uncertified special assessment revenue	54,492	-	-	54,492	65,390
Unavailable revenue - property taxes	895,752	799,548	234,537	1,929,837	2,950,020
Unavailable revenue - special assessments	25,227	-	-	25,227	9,191
Total deferred inflows of resources	<u>975,471</u>	<u>799,548</u>	<u>234,537</u>	<u>2,009,556</u>	<u>3,024,601</u>
FUND BALANCE					
Nonspendable	1,137,098	123,527	-	1,260,625	1,960,307
Restricted	40,981,141	3,285,711	-	44,266,852	39,708,224
Assigned	10,065,644	151,888	2,479,116	12,696,648	14,093,962
Unassigned	(101,883)	-	(407,117)	(509,000)	(24,683)
Total fund balance	<u>52,082,000</u>	<u>3,561,126</u>	<u>2,071,999</u>	<u>57,715,125</u>	<u>55,737,810</u>
Total liabilities, inflows, and fund balance	<u>\$ 53,656,351</u>	<u>\$ 4,360,674</u>	<u>\$ 2,846,186</u>	<u>\$ 60,863,211</u>	<u>\$ 59,599,106</u>

City of Minot, North Dakota
Combining Statement of Revenues, Expenditures, and Changes in Fund Balances
Nonmajor Governmental Funds
For the Year-to-Date as of March 31, 2017
With Comparative Totals for March 31, 2016

	Special Revenue Funds	Debt Service Fund	Capital Project Funds	Total Nonmajor Governmental Funds 2017	Total Nonmajor Governmental Funds 2016
REVENUES					
Property tax collections	\$ 2,437,643	\$ 2,284,640	\$ 550,646	\$ 5,272,929	\$ 5,026,944
Special assessment collections	13,997	-	-	13,997	5,012
Sales tax collections	3,608,019	-	-	3,608,019	4,111,899
Intergovernmental	504,186	-	5,799	509,985	501,228
Charges for services	165,102	-	-	165,102	175,309
Interest income	54	-	-	54	60
Miscellaneous	25,686	-	91,895	117,581	106,987
Total revenues	6,754,687	2,284,640	648,340	9,687,667	9,927,439
EXPENDITURES					
Current					
General government	1,930,575	-	-	1,930,575	400,219
Highways and streets	310,443	-	-	310,443	202,253
Culture and recreation	1,038,033	-	-	1,038,033	3,751,532
Economic Development	95,285	-	-	95,285	479,684
Capital outlay					
Contracted work	-	-	136,187	136,187	37,962
Equipment	-	-	106,398	106,398	1,086,936
Legal	-	-	-	-	2,105
Other	-	-	826	826	733
Acquisitions	-	-	-	-	114,000
Engineering	-	-	3,000	3,000	439,837
Debt service					
Interest and fiscal charges	-	-	-	-	176,862
Total expenditures	3,374,336	-	246,411	3,620,747	6,692,123
Excess (deficiency) of revenues over (under) expenditures	3,380,351	2,284,640	401,929	6,066,920	3,235,316
OTHER FINANCING SOURCES (USES)					
Sale of City property	-	-	27,998	27,998	4,200
Transfers in	1,137,641	1,024	147,841	1,286,506	2,756,986
Transfers out	(3,693,957)	(2,046)	(9,502)	(3,705,505)	(4,979,830)
Total other financing sources (uses)	(2,556,316)	(1,022)	166,337	(2,391,001)	(2,218,644)
Net change in fund balance	824,035	2,283,618	568,266	3,675,919	1,016,672
Fund balance, January 1	51,257,965	1,277,508	1,503,733	54,039,206	54,721,138
Fund balance (deficit), March 31	\$ 52,082,000	\$ 3,561,126	\$ 2,071,999	\$ 57,715,125	\$ 55,737,810

City of Minot, North Dakota

Nonmajor Special Revenue Funds

SPECIAL REVENUE FUNDS – Funds used to account for and report the proceeds of specific revenue sources restricted or committed to expenditure for specified purposes other than debt service or capital projects. (GASB Statement No 54, paragraph 30) Additional information is provided below for some of the nonmajor funds in this category.

Public Transportation - To account for the provisions of transportation services to the residents of the City and surrounding area. Funding is provided by a specific annual property tax levy in addition to miscellaneous revenues such as user fees and grants.

Library - To account for the operation and maintenance of the City's library. Financing is provided by a specific annual property tax levy to the extent miscellaneous revenues such as state grants, rental income and various other funds and fees are not sufficient to provide adequate financing. Property taxes are levied in accordance with ND Century Code Sec. 40-37-01.

Recreation/Auditorium - To account for the operation and maintenance of the City's recreation program and facilities. Financing is provided by a specific annual property tax levy in addition to miscellaneous revenues such as user fees, concessions, and facility rentals.

Emergency Fund - Accounts for amounts set aside for use in emergency situations caused by natural forces. This funding is provided for by ND Century Code Sec. 57-15-48 and is limited to a maximum of unexpended funds equal to three dollars per capita.

Sales Tax – The first penny sales tax is dedicated 10% to property tax, 15% to economic development, and 25% to improvements, 50% to flood control. The second penny sales tax is dedicated 30% to property tax relief and community facilities and 40% to infrastructure.

Sidewalk Improvement - To account for the maintenance of sidewalks within the City of Minot. City sidewalk maintenance is funded by a tax levy dollars.

Street Improvements - To account for the annual street improvement and street seal programs. The City has a budgeted levy for this program.

Demolitions - To account for the demolition of condemned property within the City. Special assessments are levied against benefiting property owners.

Community Development Block Grant - Disaster Recover \$67.5 million Fund - To account for the \$67.5 million grant received to assist the City of Minot in recovering from the 2011 flood.

Community Development Block Grant - Disaster Recover \$35 million Fund - To account for the \$35 million grant received to assist the City of Minot in recovering from the 2011 flood.

National Disaster Resilience \$74.3 million Fund - To account for the \$74.3 million grant received to assist the City of Minot in reducing flood risk and increase resilience, building affordable resilient neighborhoods, and fostering economic resilience and diversification.

City of Minot, North Dakota
Combining Balance Sheet
Nonmajor Special Revenue Funds
March 31, 2017
With Comparative Totals for March 31, 2016

	Public Transportation	Library	Recreation Auditorium	Emergency Fund	Sales Tax Property Tax Relief-1st Penny	Sales Tax Economic Development
ASSETS						
Cash and investments	\$ 666,532	\$ 967,642	\$ 2,136,877	\$ -	\$ -	\$ -
Restricted cash and investments	-	-	-	-	9,525	7,412,962
Taxes receivable current	100,639	306,700	356,382	19,890	-	-
Taxes receivable delinquent	12,719	25,386	38,494	12,557	-	-
Special assessment current	-	-	-	-	-	-
Special assessments delinquent	-	-	-	-	-	-
Accounts receivable	534	51,003	15,884	-	-	-
Loans receivable	-	-	-	-	-	1,850,800
Allowance for loans receivable	-	-	-	-	-	(370,160)
Due from other funds	-	-	127,036	-	-	-
Intergovernmental receivable	-	-	-	372,198	-	-
Inventory	-	-	8,479	-	-	-
Prepaid	-	3,114	-	-	-	-
Other assets - capital credits	16,159	8,584	12,089	473	-	-
Special assessments receivable deferred	-	-	-	-	-	-
Total assets	<u>\$ 796,583</u>	<u>\$ 1,362,429</u>	<u>\$ 2,695,241</u>	<u>\$ 405,118</u>	<u>\$ 9,525</u>	<u>\$ 8,893,602</u>
LIABILITIES						
Accounts payable	\$ 5,705	\$ 8,048	\$ 2,527	\$ -	\$ -	\$ 35
Due to other funds	-	-	540	127,036	-	-
Accrued salaries payable	18,966	29,721	40,286	-	-	-
Total liabilities	<u>24,671</u>	<u>37,769</u>	<u>43,353</u>	<u>127,036</u>	<u>-</u>	<u>35</u>
DEFERRED INFLOWS OF RESOURCES						
Uncertified special assessment revenue	-	-	-	-	-	-
Unavailable revenue - property taxes	113,358	332,086	394,876	32,447	-	-
Unavailable revenue - special assessments	-	-	-	-	-	-
Total deferred inflows of resources	<u>113,358</u>	<u>332,086</u>	<u>394,876</u>	<u>32,447</u>	<u>-</u>	<u>-</u>
FUND BALANCE						
Nonspendable	16,159	11,698	20,568	473	-	1,088,200
Restricted	-	-	-	-	9,525	7,805,367
Assigned	642,395	980,876	2,236,444	245,162	-	-
Unassigned	-	-	-	-	-	-
Total fund balance	<u>658,554</u>	<u>992,574</u>	<u>2,257,012</u>	<u>245,635</u>	<u>9,525</u>	<u>8,893,567</u>
Total liabilities, inflows and fund balance	<u>\$ 796,583</u>	<u>\$ 1,362,429</u>	<u>\$ 2,695,241</u>	<u>\$ 405,118</u>	<u>\$ 9,525</u>	<u>\$ 8,893,602</u>

City of Minot, North Dakota
Combining Balance Sheet
Nonmajor Special Revenue Funds
March 31, 2017
With Comparative Totals for March 31, 2016

	Sales Tax Improvements	Sales Tax Flood Control	Sidewalk Improvements	Street Improvements	Demolitions	Sales Tax Property Tax Relief-2nd Penny
ASSETS						
Cash and investments	\$ -	\$ -	\$ 83,571	\$ 4,506,263	\$ 975,330	\$ -
Restricted cash and investments	5,251,530	13,278,857	-	-	-	-
Taxes receivable current	-	-	-	-	1,442	-
Taxes receivable delinquent	-	-	3,223	5,173	13,147	-
Special assessment current	-	-	-	-	21,460	-
Special assessments delinquent	-	-	402	-	3,365	-
Accounts receivable	-	-	-	-	-	-
Loans receivable	-	-	-	-	-	-
Allowance for loans receivable	-	-	-	-	-	-
Due from other funds	-	-	-	-	101,883	-
Intergovernmental receivable	-	-	-	305,788	-	-
Inventory	-	-	-	-	-	-
Prepaid	-	-	-	-	-	-
Other assets - capital credits	-	-	-	-	-	-
Special assessments receivable deferred	-	-	-	-	54,492	-
Total assets	<u>\$ 5,251,530</u>	<u>\$ 13,278,857</u>	<u>\$ 87,196</u>	<u>\$ 4,817,224</u>	<u>\$ 1,171,119</u>	<u>\$ -</u>
LIABILITIES						
Accounts payable	\$ -	\$ -	\$ -	\$ 12,068	\$ -	\$ -
Due to other funds	-	-	-	-	-	101,883
Accrued salaries payable	-	-	-	-	-	-
Total liabilities	<u>-</u>	<u>-</u>	<u>-</u>	<u>12,068</u>	<u>-</u>	<u>101,883</u>
DEFERRED INFLOWS OF RESOURCES						
Uncertified special assessment revenue	-	-	-	-	54,492	-
Unavailable revenue - property taxes	-	-	3,223	5,173	14,589	-
Unavailable revenue - special assessments	-	-	402	-	24,825	-
Total deferred inflows of resources	<u>-</u>	<u>-</u>	<u>3,625</u>	<u>5,173</u>	<u>93,906</u>	<u>-</u>
FUND BALANCE						
Nonspendable	-	-	-	-	-	-
Restricted	5,251,530	13,278,857	-	-	-	-
Assigned	-	-	83,571	4,799,983	1,077,213	-
Unassigned	-	-	-	-	-	(101,883)
Total fund balance	<u>5,251,530</u>	<u>13,278,857</u>	<u>83,571</u>	<u>4,799,983</u>	<u>1,077,213</u>	<u>(101,883)</u>
Total liabilities, inflows and fund balance	<u>\$ 5,251,530</u>	<u>\$ 13,278,857</u>	<u>\$ 87,196</u>	<u>\$ 4,817,224</u>	<u>\$ 1,171,119</u>	<u>\$ -</u>

City of Minot, North Dakota
Combining Balance Sheet
Nonmajor Special Revenue Funds
March 31, 2017
With Comparative Totals for March 31, 2016

	Sales Tax Infrastructure	Sales Tax Community Facilities	CDBG-DR \$67.5M	CDBG-DR \$35 M	National Disaster Resilience \$74.3M	Total 2017	Total 2016
ASSETS							
Cash and investments	\$ -	\$ -	\$ -	\$ -	\$ -	\$ 9,336,215	\$ 9,378,758
Restricted cash and investments	8,333,806	5,974,482	-	-	-	40,261,162	37,099,064
Taxes receivable current	-	-	-	-	-	785,053	1,401,401
Taxes receivable delinquent	-	-	-	-	-	110,699	102,076
Special assessment current	-	-	-	-	-	21,460	1,995
Special assessments delinquent	-	-	-	-	-	3,767	7,196
Accounts receivable	257,500	-	-	-	-	324,921	66,342
Loans receivable	-	-	-	-	-	1,850,800	2,125,000
Allowance for loans receivable	-	-	-	-	-	(370,160)	(425,000)
Due from other funds	-	95,049	-	-	-	323,968	226,995
Intergovernmental receivable	-	-	32,375	84,179	110,536	905,076	1,026,674
Inventory	-	-	-	-	-	8,479	6,083
Prepaid	-	-	-	-	-	3,114	3,724
Other assets - capital credits	-	-	-	-	-	37,305	36,973
Special assessments receivable deferred	-	-	-	-	-	54,492	65,390
Total assets	\$ 8,591,306	\$ 6,069,531	\$ 32,375	\$ 84,179	\$ 110,536	\$ 53,656,351	\$ 51,122,671
LIABILITIES							
Accounts payable	\$ -	\$ 24,975	\$ 270	\$ 22,429	\$ 99,183	\$ 175,240	\$ 476,347
Due to other funds	-	-	29,824	57,364	7,861	324,508	229,133
Accrued salaries payable	-	-	2,281	4,386	3,492	99,132	82,114
Total liabilities	-	24,975	32,375	84,179	110,536	598,880	787,594
DEFERRED INFLOWS OF RESOURCES							
Uncertified special assessment revenue	-	-	-	-	-	54,492	65,390
Unavailable revenue - property taxes	-	-	-	-	-	895,752	1,503,477
Unavailable revenue - special assessments	-	-	-	-	-	25,227	9,191
Total deferred inflows of resources	-	-	-	-	-	975,471	1,578,058
FUND BALANCE							
Nonspendable	-	-	-	-	-	1,137,098	1,796,780
Restricted	8,591,306	6,044,556	-	-	-	40,981,141	36,904,119
Assigned	-	-	-	-	-	10,065,644	10,056,120
Unassigned	-	-	-	-	-	(101,883)	-
Total fund balance	8,591,306	6,044,556	-	-	-	52,082,000	48,757,019
Total liabilities, inflows and fund balance	\$ 8,591,306	\$ 6,069,531	\$ 32,375	\$ 84,179	\$ 110,536	\$ 53,656,351	\$ 51,122,671

City of Minot, North Dakota
Combining Statement of Revenues, Expenditures, and Changes in Fund Balances
Nonmajor Special Revenue Funds
For the Year-to-Date as of March 31, 2017
With Comparative Totals for March 31, 2016

	Public Transportation	Library	Recreation Auditorium	Emergency Fund	Sales Tax Property Tax Relief-1st Penny	Sales Tax Economic Development
REVENUES						
Property tax collections	\$ 312,240	\$ 943,047	\$ 1,099,786	\$ 68,145	\$ -	\$ -
Special assessment collections	-	-	-	-	-	-
Sales tax collections	-	-	-	-	180,401	270,601
Intergovernmental	-	37,452	-	-	-	-
Charges for services	16,657	3,318	145,127	-	-	-
Interest income	-	5	21	-	-	-
Miscellaneous	4,825	6,813	14,023	-	-	-
Total revenues	333,722	990,635	1,258,957	68,145	180,401	270,601
EXPENDITURES						
Current						
General government	274,409	-	-	712,152	-	-
Highways and streets	-	-	-	-	-	-
Culture and recreation	-	369,791	534,497	-	-	-
Economic development	-	-	-	-	-	95,285
Total expenditures	274,409	369,791	534,497	712,152	-	95,285
Excess (deficiency) of revenues over (under) expenditures	59,313	620,844	724,460	(644,007)	180,401	175,316
OTHER FINANCING SOURCES (USES)						
Transfers in	-	52,747	325,000	-	-	-
Transfers out	-	-	-	-	(283,550)	(12,500)
Total other financing sources (uses)	-	52,747	325,000	-	(283,550)	(12,500)
Net change in fund balance	59,313	673,591	1,049,460	(644,007)	(103,149)	162,816
Fund balance, January 1	599,241	318,983	1,207,552	889,642	112,674	8,730,751
Fund balance (deficit), March 31	\$ 658,554	\$ 992,574	\$ 2,257,012	\$ 245,635	\$ 9,525	\$ 8,893,567

City of Minot, North Dakota
Combining Statement of Revenues, Expenditures, and Changes in Fund Balances
Nonmajor Special Revenue Funds
For the Year-to-Date as of March 31, 2017
With Comparative Totals for March 31, 2016

	Sales Tax Improvements	Sales Tax Flood Control	Sidewalk Improvements	Street Improvements	Demolitions	Sales Tax Property Tax Relief-2nd Penny
REVENUES						
Property tax collections	\$ -	\$ -	\$ 1,738	\$ 1,005	\$ 11,682	\$ -
Special assessment collections	-	-	7,145	-	6,852	-
Sales tax collections	451,002	902,005	-	-	-	541,203
Intergovernmental	-	-	-	50,546	-	-
Charges for services	-	-	-	-	-	-
Interest income	-	-	9	-	-	-
Miscellaneous	-	-	-	-	-	-
Total revenues	451,002	902,005	8,892	51,551	18,534	541,203
EXPENDITURES						
Current						
General government	-	527,782	-	-	-	-
Highways and streets	-	-	333	310,110	-	-
Culture and recreation	8,770	-	-	-	-	-
Economic development	-	-	-	-	-	-
Total expenditures	8,770	527,782	333	310,110	-	-
Excess (deficiency) of revenues over (under) expenditures	442,232	374,223	8,559	(258,559)	18,534	541,203
OTHER FINANCING SOURCES (USES)						
Transfers in	-	-	30,000	729,894	-	-
Transfers out	(817,358)	(78,881)	-	-	(1,175)	(996,490)
Total other financing sources (uses)	(817,358)	(78,881)	30,000	729,894	(1,175)	(996,490)
Net change in fund balance	(375,126)	295,342	38,559	471,335	17,359	(455,287)
Fund balance, January 1	5,626,656	12,983,515	45,012	4,328,648	1,059,854	353,404
Fund balance (deficit), March 31	\$ 5,251,530	\$ 13,278,857	\$ 83,571	\$ 4,799,983	\$ 1,077,213	\$ (101,883)

City of Minot, North Dakota
Combining Statement of Revenues, Expenditures, and Changes in Fund Balances
Nonmajor Special Revenue Funds
For the Year-to-Date as of March 31, 2017
With Comparative Totals for March 31, 2016

	Sales Tax Infrastructure	Sales Tax Community Facilities	CDBG-DR \$67.5M	CDBG-DR \$35M	National Disaster Resilience \$74.3M	Total 2017	Total 2016
REVENUES							
Property tax collections	\$ -	\$ -	\$ -	\$ -	\$ -	\$ 2,437,643	\$ 2,533,296
Special assessment collections	-	-	-	-	-	13,997	5,012
Sales tax collections	721,604	541,203	-	-	-	3,608,019	4,111,899
Intergovernmental	-	-	45,490	140,863	229,835	504,186	168,728
Charges for services	-	-	-	-	-	165,102	175,309
Interest income	-	-	19	-	-	54	60
Miscellaneous	-	-	25	-	-	25,686	80,004
Total revenues	721,604	541,203	45,534	140,863	229,835	6,754,687	7,074,308
EXPENDITURES							
Current							
General government	-	-	45,534	140,863	229,835	1,930,575	400,219
Highways and streets	-	-	-	-	-	310,443	202,253
Culture and recreation	-	124,975	-	-	-	1,038,033	3,751,532
Economic development	-	-	-	-	-	95,285	479,684
Total expenditures	-	124,975	45,534	140,863	229,835	3,374,336	4,833,688
Excess (deficiency) of revenues over (under) expenditures	721,604	416,228	-	-	-	3,380,351	2,240,620
OTHER FINANCING SOURCES (USES)							
Transfers in	-	-	-	-	-	1,137,641	1,555,834
Transfers out	(1,491,503)	(12,500)	-	-	-	(3,693,957)	(4,961,287)
Total other financing sources (uses)	(1,491,503)	(12,500)	-	-	-	(2,556,316)	(3,405,453)
Net change in fund balance	(769,899)	403,728	-	-	-	824,035	(1,164,833)
Fund balance, January 1	9,361,205	5,640,828	-	-	-	51,257,965	49,921,852
Fund balance (deficit), March 31	\$ 8,591,306	\$ 6,044,556	\$ -	\$ -	\$ -	\$ 52,082,000	\$ 48,757,019

City of Minot, North Dakota
Schedule of Revenues, Expenditures and Changes in Fund Balance, Budget and Actual
Nonmajor Special Revenue Fund
For the Year-to-Date as of March 31, 2017
With Comparative Totals for March 31, 2016

	Public Transportation				
	Original Budgeted Amounts	Final Budgeted Amounts	2017 Actual Amounts	Variance with Final Budget	2016 Actual Amounts
REVENUES					
Property tax collections	\$ 104,272	\$ 104,272	\$ 312,240	\$ (207,968)	\$ 323,781
Intergovernmental	159,510	159,510	-	159,510	-
Charges for services	23,925	23,925	16,657	7,268	21,853
Miscellaneous	3,900	3,900	4,825	(925)	1,800
Total revenues	291,607	291,607	333,722	(42,115)	347,434
EXPENDITURES					
Current					
General government	291,607	295,720	274,409	21,311	208,202
Total expenditures	291,607	295,720	274,409	21,311	208,202
Net change in fund balance	\$ -	\$ (4,113)	59,313	\$ (63,426)	139,232
Fund balance, January 1			599,241		359,182
Fund balance, March 31			<u>\$ 658,554</u>		<u>\$ 498,414</u>

City of Minot, North Dakota
Schedule of Revenues, Expenditures and Changes in Fund Balance, Budget and Actual
Nonmajor Special Revenue Fund
For the Year-to-Date as of March 31, 2017
With Comparative Totals for March 31, 2016

	Library				
	Original Budgeted Amounts	Final Budgeted Amounts	2017 Actual Amounts	Variance with Final Budget	2016 Actual Amounts
REVENUES					
Property tax collections	\$ 317,773	\$ 317,773	\$ 943,047	\$ (625,274)	\$ 580,626
Intergovernmental	11,250	11,250	37,452	(26,202)	49,360
Charges for services	4,472	4,472	3,318	1,154	3,170
Interest income	-	-	5	(5)	3
Miscellaneous	7,640	7,640	6,813	827	14,649
Total revenues	341,135	341,135	990,635	(649,500)	647,808
EXPENDITURES					
Current					
Culture and recreation	393,882	399,772	369,791	29,981	322,986
Total expenditures	393,882	399,772	369,791	29,981	322,986
Excess (deficiency) of revenues over (under) expenditures	(52,747)	(58,637)	620,844	(679,481)	324,822
OTHER FINANCING SOURCES (USES)					
Transfers in	52,747	52,747	52,747	-	3,761
Total other financing sources (uses)	52,747	52,747	52,747	-	3,761
Net change in fund balance	\$ -	\$ (5,890)	673,591	\$ (679,481)	328,583
Fund balance, January 1			318,983		214,266
Fund balance, March 31			<u>\$ 992,574</u>		<u>\$ 542,849</u>

City of Minot, North Dakota
Schedule of Revenues, Expenditures and Changes in Fund Balance, Budget and Actual
Nonmajor Special Revenue Fund
For the Year-to-Date as of March 31, 2017
With Comparative Totals for March 31, 2016

	Recreation/Auditorium				
	Original Budgeted Amounts	Final Budgeted Amounts	2017 Actual Amounts	Variance with Final Budget	2016 Actual Amounts
REVENUES					
Property tax collections	\$ 369,249	\$ 369,249	\$ 1,099,786	\$ (730,537)	\$ 868,201
Charges for services	110,145	110,145	145,127	(34,982)	150,286
Interest income	-	-	21	(21)	18
Miscellaneous	8,472	8,472	14,023	(5,552)	2,525
Total revenues	487,866	487,866	1,258,957	(771,091)	1,021,030
EXPENDITURES					
Current					
Culture and recreation	812,241	816,837	534,497	282,340	452,515
Total expenditures	812,241	816,837	534,497	282,340	452,515
Excess (deficiency) of revenues over (under) expenditures	(324,375)	(328,971)	724,460	(1,053,431)	568,515
OTHER FINANCING SOURCES (USES)					
Transfers in	325,000	325,000	325,000	-	503,950
Transfers out	(625)	(625)	-	(625)	-
Total other financing sources (uses)	324,375	324,375	325,000	(625)	503,950
Net change in fund balance	\$ -	\$ (4,596)	1,049,460	\$ (1,054,056)	1,072,465
Fund balance, January 1			1,207,552		1,005,938
Fund balance, March 31			<u>\$ 2,257,012</u>		<u>\$ 2,078,403</u>

City of Minot, North Dakota
Schedule of Revenues, Expenditures and Changes in Fund Balance, Budget and Actual
Nonmajor Special Revenue Fund
For the Year-to-Date as of March 31, 2017
With Comparative Totals for March 31, 2016

	Emergency Fund			
	Original & Final Budgeted Amounts	2017 Actual Amounts	Variance with Final Budget	2016 Actual Amounts
REVENUES				
Property tax collections	\$ 20,608	\$ 68,145	\$ 125,166	\$ 361,004
Total revenues	20,608	68,145	125,166	361,004
EXPENDITURES				
Current				
General government	20,608	712,152	(518,841)	2,990
Total expenditures	20,608	712,152	(518,841)	2,990
Net change in fund balance	<u>\$ -</u>	(644,007)	<u>\$ 644,007</u>	358,014
Fund balance, January 1		889,642		666,223
Fund balance, March 31		<u>\$ 245,635</u>		<u>\$ 1,024,237</u>

City of Minot, North Dakota
Schedule of Revenues, Expenditures and Changes in Fund Balance, Budget and Actual
Nonmajor Special Revenue Fund
For the Year-to-Date as of March 31, 2017
With Comparative Totals for March 31, 2016

Sales Tax Property Relief-1st Penny				
	Original & Final Budgeted Amounts	2017 Actual Amounts	Variance with Final Budget	2016 Actual Amounts
REVENUES				
Sales tax collections	\$ 227,811	\$ 180,401	\$ 134,817	\$ 205,595
Total revenues	227,811	180,401	134,817	205,595
OTHER FINANCING SOURCES (USES)				
Transfers out	(283,550)	(283,550)	(90,066)	(373,616)
Total other financing sources (uses)	(283,550)	(283,550)	(90,066)	(373,616)
Net change in fund balance	<u>\$ (55,739)</u>	(103,149)	<u>\$ 44,752</u>	(168,021)
Fund balance, January 1		112,674		538,380
Fund balance, March 31		<u>\$ 9,525</u>		<u>\$ 370,359</u>

City of Minot, North Dakota
Schedule of Revenues, Expenditures and Changes in Fund Balance, Budget and Actual
Nonmajor Special Revenue Fund
For the Year-to-Date as of March 31, 2017
With Comparative Totals for March 31, 2016

Sales Tax Economic Development					
	Original Budgeted Amounts	Final Budgeted Amounts	2017 Actual Amounts	Variance with Final Budget	2016 Actual Amounts
REVENUES					
Sales tax collections	\$ 341,717	\$ 341,717	\$ 270,601	\$ 71,116	\$ 308,392
Interest income	3,771	3,771	-	3,771	-
Miscellaneous	-	-	-	-	10,000
Total revenues	345,488	345,488	270,601	74,887	318,392
EXPENDITURES					
Current					
Economic development	332,988	333,314	95,285	238,029	476,822
Total expenditures	332,988	333,314	95,285	238,029	476,822
Excess (deficiency) of revenues over (under) expenditures	12,500	12,174	175,316	(163,142)	(158,430)
OTHER FINANCING SOURCES (USES)					
Transfers out	(12,500)	(12,500)	(12,500)	-	(12,500)
Total other financing sources (uses)	(12,500)	(12,500)	(12,500)	-	(12,500)
Net change in fund balance	\$ -	\$ (326)	162,816	\$ (163,142)	(170,930)
Fund balance, January 1			8,730,751		8,041,392
Fund balance, March 31			<u>\$ 8,893,567</u>		<u>\$ 7,870,462</u>

City of Minot, North Dakota
Schedule of Revenues, Expenditures and Changes in Fund Balance, Budget and Actual
Nonmajor Special Revenue Fund
For the Year-to-Date as of March 31, 2017
With Comparative Totals for March 31, 2016

Sales Tax Improvements					
	Original Budgeted Amounts	Final Budgeted Amounts	2017 Actual Amounts	Variance with Final Budget	2016 Actual Amounts
REVENUES					
Sales tax collections	\$ 569,528	\$ 569,528	\$ 451,002	\$ 118,526	\$ 513,987
Total revenues	569,528	569,528	451,002	118,526	513,987
EXPENDITURES					
General government	5,000	5,000	-	5,000	50
Culture and recreation	-	56,774	8,770	48,004	-
Total expenditures	5,000	61,774	8,770	53,004	50
Excess (deficiency) of revenues over (under) expenditures	564,528	507,754	442,232	65,522	513,937
OTHER FINANCING SOURCES (USES)					
Transfers out	(837,358)	(837,358)	(817,358)	(20,000)	(947,655)
Total other financing sources (uses)	(837,358)	(837,358)	(817,358)	(20,000)	(947,655)
Net change in fund balance	<u>\$ (272,831)</u>	<u>\$ (329,605)</u>	<u>(375,126)</u>	<u>\$ 45,522</u>	<u>(433,718)</u>
Fund balance, January 1			5,626,656		5,862,916
Fund balance, March 31			<u>\$ 5,251,530</u>		<u>\$ 5,429,198</u>

City of Minot, North Dakota
Schedule of Revenues, Expenditures and Changes in Fund Balance, Budget and Actual
Major Special Revenue Fund
For the Year-to-Date as of March 31, 2017
With Comparative Totals for March 31, 2016

Sales Tax Flood Control				
	Original & Final Budgeted Amounts	2017 Actual Amounts	Variance with Final Budget	2016 Actual Amounts
REVENUES				
Sales tax collections	1,139,056	902,005	237,051	1,027,975
Interest income	7,633	-	7,633	-
Total revenues	1,146,689	902,005	244,684	1,027,975
EXPENDITURES				
General government	2,383,750	527,782	1,855,968	21,525
Total expenditures	2,383,750	527,782	1,855,968	21,525
Excess (deficiency) of revenues over (under) expenditures	(1,237,061)	374,223	(1,611,284)	1,006,450
OTHER FINANCING SOURCES (USES)				
Transfers in	-	-	-	73,140
Transfers out	(78,750)	(78,881)	131	(783,308)
Total other financing sources (uses)	(78,750)	(78,881)	131	(710,168)
Net change in fund balance	<u>\$ (1,315,811)</u>	295,342	<u>\$ (1,611,153)</u>	296,282
Fund balance, January 1		12,983,515		11,238,809
Fund balance, March 31		<u>\$ 13,278,857</u>		<u>\$ 11,535,091</u>

City of Minot, North Dakota
Schedule of Revenues, Expenditures and Changes in Fund Balance, Budget and Actual
Nonmajor Special Revenue Fund
For the Year-to-Date as of March 31, 2017
With Comparative Totals for March 31, 2016

	Sidewalk			
	Original & Final Budgeted Amounts	2017 Actual Amounts	Variance with Final Budget	2016 Actual Amounts
REVENUES				
Property tax collections	\$ -	\$ 1,738	\$ (1,738)	\$ 75,991
Special assessment collections	-	7,145	(7,145)	1,590
Interest income	-	9	(9)	9
Total revenues	-	8,892	(8,892)	77,590
EXPENDITURES				
Highways and streets	30,000	333	29,667	404
Total expenditures	30,000	333	29,667	404
Excess (deficiency) of revenues over (under) expenditures	(30,000)	8,559	(38,559)	77,186
OTHER FINANCING SOURCES (USES)				
Transfer in	30,000	30,000	-	-
Total other financing sources (uses)	30,000	30,000	-	-
Net change in fund balance	<u>\$ -</u>	<u>38,559</u>	<u>\$ (38,559)</u>	<u>77,186</u>
Fund balance, January 1		45,012		38,716
Fund balance, March 31		<u>\$ 83,571</u>		<u>\$ 115,902</u>

City of Minot, North Dakota
Schedule of Revenues, Expenditures and Changes in Fund Balance, Budget and Actual
Nonmajor Special Revenue Fund
For the Year-to-Date as of March 31, 2017
With Comparative Totals for March 31, 2016

	Street Improvements				
	Original Budgeted Amounts	Final Budgeted Amounts	2017 Actual Amounts	Variance with Final Budget	2016 Actual Amounts
REVENUES					
Property tax collections	\$ -	\$ -	\$ 1,005	\$ (1,005)	\$ 3,678
Intergovernmental	-	-	50,546	(50,546)	-
Miscellaneous income	-	-	-	-	114
Total revenues	-	-	51,551	(51,551)	3,792
EXPENDITURES					
Highways and streets	725,000	817,886	310,110	507,776	201,849
Total expenditures	725,000	817,886	310,110	507,776	201,849
Excess (deficiency) of revenues over (under) expenditures	(725,000)	(817,886)	(258,559)	(559,327)	(198,057)
OTHER FINANCING SOURCES (USES)					
Transfer in	725,000	725,000	729,894	(4,894)	724,983
Total other financing sources (uses)	725,000	725,000	729,894	(4,894)	724,983
Net change in fund balance	\$ -	\$ (92,886)	471,335	\$ (564,221)	526,926
Fund balance, January 1			4,328,648		4,329,402
Fund balance, March 31			<u>\$ 4,799,983</u>		<u>\$ 4,856,328</u>

City of Minot, North Dakota
Schedule of Revenues, Expenditures and Changes in Fund Balance, Budget and Actual
Nonmajor Special Revenue Fund
For the Year-to-Date as of March 31, 2017
With Comparative Totals for March 31, 2016

	Demolitions			
	Original & Final Budgeted Amounts	2017 Actual Amounts	Variance with Final Budget	2016 Actual Amounts
REVENUES				
Property tax collections	\$ -	\$ 11,682	\$ (11,682)	\$ 320,015
Special assessment collections	-	6,852	(6,852)	3,422
Total revenues	-	18,534	(18,534)	323,437
EXPENDITURES				
General government	125,000	-	125,000	-
Total expenditures	125,000	-	125,000	-
Excess (deficiency) of revenues over (under) expenditures	(125,000)	18,534	(143,534)	323,437
OTHER FINANCING SOURCES (USES)				
Transfers out	-	(1,175)	1,175	-
Total other financing sources (uses)	-	(1,175)	1,175	-
Net change in fund balance	<u>\$ (125,000)</u>	17,359	<u>\$ (142,359)</u>	323,437
Fund balance, January 1		1,059,854		691,399
Fund balance, March 31		<u>\$ 1,077,213</u>		<u>\$ 1,014,836</u>

City of Minot, North Dakota
Schedule of Revenues, Expenditures and Changes in Fund Balance, Budget and Actual
Nonmajor Special Revenue Fund
For the Year-to-Date as of March 31, 2017
With Comparative Totals for March 31, 2016

	Sales Tax Property Tax Relief - 2nd Penny			
	Original & Final Budgeted Amounts	2017 Actual Amounts	Variance with Final Budget	2016 Actual Amounts
REVENUES				
Sales tax collections	\$ 683,433	\$ 541,203	\$ 142,230	\$ 616,785
Total revenues	683,433	541,203	142,230	616,785
OTHER FINANCING SOURCES (USES)				
Transfers out	(996,490)	(996,490)	-	(1,319,208)
Total other financing sources (uses)	(996,490)	(996,490)	-	(1,319,208)
Net change in fund balance	<u>\$ (313,057)</u>	(455,287)	<u>\$ 142,230</u>	(702,423)
Fund balance, January 1		353,404		2,781,852
Fund balance (deficit), March 31		<u>\$ (101,883)</u>		<u>\$ 2,079,429</u>

City of Minot, North Dakota
Schedule of Revenues, Expenditures and Changes in Fund Balance, Budget and Actual
Nonmajor Special Revenue Fund
For the Year-to-Date as of March 31, 2017
With Comparative Totals for March 31, 2016

	Sales Tax Infrastructure			
	Original & Final Budgeted Amounts	2017 Actual Amounts	Variance with Final Budget	2016 Actual Amounts
REVENUES				
Sales tax collections	\$ 911,244	\$ 721,604	\$ 539,269	\$ 822,380
Total revenues	911,244	721,604	539,269	822,380
OTHER FINANCING SOURCES (USES)				
Transfers out	(1,491,503)	(1,491,503)	479,003	(1,012,500)
Total other financing sources (uses)	(1,491,503)	(1,491,503)	479,003	(1,012,500)
Net change in fund balance	<u>\$ (580,259)</u>	(769,899)	<u>\$ 1,018,272</u>	(190,120)
Fund balance, January 1		9,361,205		7,483,834
Fund balance, March 31		<u>\$ 8,591,306</u>		<u>\$ 7,293,714</u>

City of Minot, North Dakota
Schedule of Revenues, Expenditures and Changes in Fund Balance, Budget and Actual
Nonmajor Special Revenue Fund
For the Year-to-Date as of March 31, 2017
With Comparative Totals for March 31, 2016

	Sales Tax Community Facilities				
	Original Budgeted Amounts	Final Budgeted Amounts	2017 Actual Amounts	Variance with Final Budget	2016 Actual Amounts
REVENUES					
Sales tax collections	\$ 683,433	\$ 683,433	\$ 541,203	\$ 142,230	\$ 616,785
Total revenues	683,433	683,433	541,203	142,230	616,785
EXPENDITURES					
Culture and recreation	558,750	873,194	124,975	748,219	2,976,031
Total expenditures	558,750	873,194	124,975	748,219	2,976,031
Excess (deficiency) of revenues over (under) expenditures	124,683	(189,761)	416,228	(605,989)	(2,359,246)
OTHER FINANCING SOURCES (USES)					
Transfer in	-	-	-	-	250,000
Transfers out	(12,500)	(12,500)	(12,500)	-	(512,500)
Total other financing sources (uses)	(12,500)	(12,500)	(12,500)	-	(262,500)
Net change in fund balance	\$ 112,183	\$ (202,261)	403,728	\$ (605,989)	(2,621,746)
Fund balance, January 1			5,640,828		6,669,543
Fund balance, March 31			<u>\$ 6,044,556</u>		<u>\$ 4,047,797</u>

City of Minot, North Dakota
Schedule of Revenues, Expenditures and Changes in Fund Balance, Budget and Actual
Nonmajor Special Revenue Fund
For the Year-to-Date as of March 31, 2017
With Comparative Totals for March 31, 2016

CDBG - Disaster Recovery \$67.5M					
	Original Budgeted Amounts	Final Budgeted Amounts	2017 Actual Amounts	Variance with Final Budget	2016 Actual Amounts
REVENUES					
Intergovernmental	\$ -	\$ -	\$ 45,490	\$ (45,490)	\$ 22,281
Interest income	-	-	19	(19)	30
Miscellaneous	-	-	25	(25)	25,916
Total revenues	-	-	45,534	(45,534)	48,227
EXPENDITURES					
General government	-	353,811	45,534	308,277	48,227
Total expenditures	-	353,811	45,534	308,277	48,227
Excess (deficiency) of revenues over (under) expenditures	-	(353,811)	-	(353,811)	-
Net change in fund balance	<u>\$ -</u>	<u>\$ (353,811)</u>	<u>-</u>	<u>\$ (353,811)</u>	<u>-</u>
Fund balance, January 1			<u>-</u>		<u>-</u>
Fund balance, March 31			<u>\$ -</u>		<u>\$ -</u>

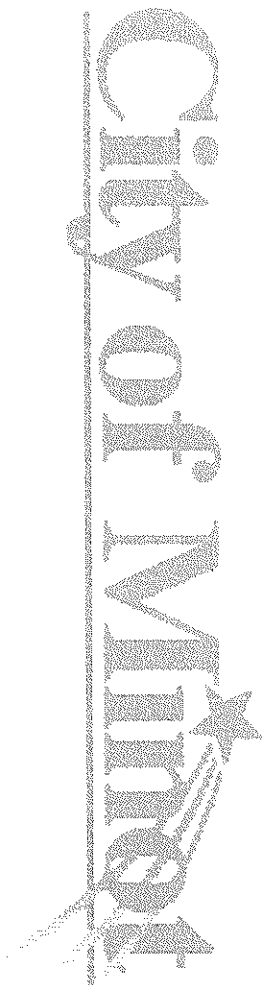
(continued)

City of Minot, North Dakota
Schedule of Revenue, Expenditures, and Changes in Fund Balance, Budget and Actual
Major Special Revenue Fund
For the Year-to-Date as of March 31, 2017
With Comparative Totals for March 31, 2016

CDBG - Disaster Recovery \$35M					
	Original Budgeted Amounts	Final Budgeted Amounts	2017 Actual Amounts	Variance with Final Budget	2016 Actual Amounts
REVENUES					
Intergovernmental	\$ -	\$ -	\$ 140,863	\$ (140,863)	\$ 94,225
Miscellaneous	-	-	-	-	25,000
Total revenues	-	-	140,863	(140,863)	119,225
EXPENDITURES					
General government	-	5,225	140,863	(135,639)	119,225
Total expenditures	-	5,225	140,863	(135,639)	119,225
Excess (deficiency) of revenues over (under) expenditures	-	(5,225)	-	(5,225)	-
Net change in fund balance	\$ -	\$ (5,225)	-	\$ (5,225)	-
Fund balance, January 1			-		-
Fund balance, March 31			\$ -		\$ -

City of Minot, North Dakota
Schedule of Revenue, Expenditures, and Changes in Fund Balance, Budget and Actual
Major Special Revenue Fund
For the Year-to-Date as of March 31, 2017
With Comparative Totals for March 31, 2016

National Disaster Resilience \$74.3M					
	Original Budgeted Amounts	Final Budgeted Amounts	2017 Actual Amounts	Variance with Final Budget	2016 Actual Amounts
REVENUES					
Intergovernmental	\$10,968,593	\$ 10,968,593	\$ 229,835	\$ 10,738,758	\$ 2,862
Total revenues	10,968,593	10,968,593	229,835	10,738,758	2,862
EXPENDITURES					
General government	10,968,593	10,968,593	229,835	10,738,758	2,862
Total expenditures	10,968,593	10,968,593	229,835	10,738,758	2,862
Net change in fund balance	<u>\$ -</u>	<u>\$ -</u>	<u>-</u>	<u>\$ -</u>	<u>-</u>
Fund balance, January 1			<u>-</u>		<u>-</u>
Fund balance, March 31			<u>\$ -</u>		<u>\$ -</u>



This page left blank intentionally.

City of Minot, North Dakota
Nonmajor Debt Service Funds

Highway Debt – is a debt service fund established to accumulate the resources used to pay the principal and interest on bonds for paving and street projects maturing in future years.

City of Minot, North Dakota
Balance Sheet
Nonmajor Debt Service Fund
March 31, 2017
With Comparative Totals for March 31, 2016

	Highway Debt 2017	Highway Debt 2016
ASSETS		
Cash and investments	\$ 151,888	\$ 208,925
Restricted cash and investments	3,285,711	2,394,444
Taxes receivable current	743,325	825,483
Taxes receivable delinquent	56,223	29,882
Advance to other funds	123,527	163,527
Total assets	<u>4,360,674</u>	<u>3,622,261</u>
DEFERRED INFLOWS OF RESOURCES		
Unavailable revenue - property taxes	799,548	855,365
Total deferred inflows of resources	<u>799,548</u>	<u>855,365</u>
FUND BALANCE		
Nonspendable	123,527	163,527
Restricted	3,285,711	2,394,444
Assigned	151,888	208,925
Total fund balance	<u>3,561,126</u>	<u>2,766,896</u>
Total deferred inflows and fund balance	<u>\$ 4,360,674</u>	<u>\$ 3,622,261</u>

City of Minot, North Dakota
Statement of Revenues, Expenditures, and Changes in Fund Balance
Nonmajor Debt Service Fund
For the Year-to-Date as of March 31, 2017
With Comparative Totals for March 31, 2016

	Highway Debt 2017	Highway Debt 2016
REVENUES		
Property tax collections	\$ 2,284,640	\$ 1,483,947
Total revenues	<u>2,284,640</u>	<u>1,483,947</u>
EXPENDITURES		
Debt service		
Interest and fiscal charges	-	176,862
Total expenditures	<u>-</u>	<u>176,862</u>
Excess (deficiency) of revenues over (under) expenditures	2,284,640	1,307,085
OTHER FINANCING SOURCES (USES)		
Transfers in	1,024	54,815
Transfers out	(2,046)	(18,543)
Total other financing sources (uses)	<u>(1,022)</u>	<u>36,272</u>
Net change in fund balance	2,283,618	1,343,357
Fund balance, January 1	1,277,508	1,423,539
Fund balance (deficit), March 31	<u>\$ 3,561,126</u>	<u>\$ 2,766,896</u>

City of Minot, North Dakota
Schedule of Revenues, Expenditures, and Changes in Fund Balance, Budget and Actual
Nonmajor Debt Service Fund
For the Year-to-Date as of March 31, 2017
With Comparative Totals for March 31, 2016

	Highway Debt				
	Original Budgeted Amounts	Final Budgeted Amounts	2017 Actual Amounts	Variance with Final Budget	2016 Actual Amounts
REVENUES					
Property tax collections	\$ 770,162	\$ 770,162	\$2,284,640	\$(1,514,478)	\$1,483,947
Total revenues	770,162	770,162	2,284,640	(1,514,478)	1,483,947
EXPENDITURES					
Debt service					
Interest and fiscal charges	133,946	133,946	-	133,946	176,862
Total expenditures	133,946	133,946	-	133,946	176,862
Excess (deficiency) of revenues over (under) expenditures	636,216	636,216	2,284,640	(1,648,424)	1,307,085
OTHER FINANCING SOURCES (USES)					
Transfers in	11,024	11,024	1,024	10,000	54,815
Transfers out	(2,046)	(2,046)	(2,046)	-	(18,543)
Total other financing sources (uses)	8,978	8,978	(1,022)	10,000	36,272
Net change in fund balance	\$ -	\$ 645,194	2,283,618	\$(1,638,425)	1,343,357
Fund balance, January 1			1,277,508		1,423,539
Fund balance, March 31			<u>\$3,561,126</u>		<u>\$2,766,896</u>

City of Minot, North Dakota
Nonmajor Capital Project Funds

CAPITAL PROJECT FUNDS Funds used to account for and report financial resources restricted, committed, or assigned to expenditure for capital outlays (items with a value greater than \$5,000) including the acquisition or construction of capital facilities and other capital assets. Capital projects funds exclude those types of funds or for assets held in trust for individuals, private organizations, or other governments. (GASB Statement No. 54, paragraph 33)

Special Assessment Capital - To account for the financing of public improvements or services deemed advisable to benefit the properties against which special assessments are levied.

Fire Equipment - To account for the resources used for the purchase of budgeted fire capital assets. Funding is provided by ND Century Code Sec. 57-15-42 upon a 60% vote of approval by the electorate.

Equipment Purchase - To account for the resources used for the purchase and replacement of capital equipment for various City departments. Funding is provided by the sanitation and water and sewer utility funds and the mill levy.

Flood Control Capital - To account for capital resources used towards flood control projects within the City of Minot. Funding is provided by sales tax collections.

City of Minot, North Dakota
Combining Balance Sheet
Nonmajor Capital Project Funds
March 31, 2017
With Comparative Totals for March 31, 2016

	Special Assessment Capital	Fire Equipment	Equipment Purchase	Flood Control Capital	Total 2017	Total 2016
ASSETS						
Cash and investments	\$ -	\$ 572,233	\$ 712,126	\$ -	\$ 1,284,359	\$ 3,755,989
Restricted cash and investments	-	-	-	-	-	200,736
Taxes receivable current	-	118,317	63,274	-	181,591	543,072
Taxes receivable delinquent	-	3,263	49,683	-	52,946	48,106
Due from other funds	-	128,634	407,117	-	535,751	24,683
Intergovernmental receivable	785,740	5,799	-	-	791,539	281,588
Total assets	<u>\$ 785,740</u>	<u>\$ 828,246</u>	<u>\$ 1,232,200</u>	<u>\$ -</u>	<u>\$ 2,846,186</u>	<u>\$ 4,854,174</u>
LIABILITIES						
Accounts payable	\$ -	\$ -	\$ 3,899	\$ -	\$ 3,899	\$ 24,418
Due to other funds	128,634	-	-	407,117	535,751	24,683
Total liabilities	<u>128,634</u>	<u>-</u>	<u>3,899</u>	<u>407,117</u>	<u>539,650</u>	<u>49,101</u>
DEFERRED INFLOWS OF RESOURCES						
Unavailable revenue - property taxes	-	121,580	112,957	-	234,537	591,178
Total deferred inflows of resources	<u>-</u>	<u>121,580</u>	<u>112,957</u>	<u>-</u>	<u>234,537</u>	<u>591,178</u>
FUND BALANCE						
Restricted	-	-	-	-	-	200,736
Assigned	657,106	706,666	1,115,344	-	2,479,116	4,037,842
Unassigned	-	-	-	(407,117)	(407,117)	(24,683)
Total fund balance	<u>657,106</u>	<u>706,666</u>	<u>1,115,344</u>	<u>(407,117)</u>	<u>2,071,999</u>	<u>4,213,895</u>
Total liabilities, inflows and fund balance	<u>\$ 785,740</u>	<u>\$ 828,246</u>	<u>\$ 1,232,200</u>	<u>\$ -</u>	<u>\$ 2,846,186</u>	<u>\$ 4,854,174</u>

City of Minot, North Dakota
Combining Statement of Revenues, Expenditures, and Changes in Fund Balances
Nonmajor Capital Project Funds
For the Year-to-Date as of March 31, 2017
With Comparative Totals for March 31, 2016

	Special Assessment Capital	Fire Equipment	Equipment Purchase	Flood Control Capital	Total 2017	Total 2016
REVENUES						
Property tax collections	\$ -	\$ 333,096	\$ 217,550	\$ -	\$ 550,646	\$ 1,009,701
Intergovernmental	-	5,799	-	-	5,799	332,500
Miscellaneous	63,170	13,000	15,725	-	91,895	26,983
Total revenues	63,170	351,895	233,275	-	648,340	1,369,184
EXPENDITURES						
Capital outlay						
Contracted work	-	-	-	136,187	136,187	37,962
Equipment	-	18,798	87,600	-	106,398	1,086,936
Legal	-	-	-	-	-	2,105
Other	131	-	64	631	826	733
Acquisitions	-	-	-	-	-	114,000
Engineering	3,000	-	-	-	3,000	439,837
Total expenditures	3,131	18,798	87,664	136,818	246,411	1,681,573
Excess (deficiency) of revenues over (under) expenditures	60,039	333,097	145,611	(136,818)	401,929	(312,389)
OTHER FINANCING SOURCES (USES)						
Sale of City property	-	-	27,998	-	27,998	4,200
Transfers in	-	210	147,500	131	147,841	1,146,337
Transfers out	(4,894)	-	-	(4,608)	(9,502)	-
Total other financing sources (uses)	(4,894)	210	175,498	(4,477)	166,337	1,150,537
Net change in fund balance	55,145	333,307	321,109	(141,295)	568,266	838,148
Fund balance, January 1	601,961	373,359	794,235	(265,822)	1,503,733	3,375,747
Fund balance (deficit), March 31	\$ 657,106	\$ 706,666	\$ 1,115,344	\$ (407,117)	\$ 2,071,999	\$ 4,213,895

City of Minot, North Dakota
Schedule of Revenues, Expenditures and Changes in Fund Balance, Budget and Actual
Nonmajor Capital Project Fund
For the Year-to-Date as of March 31, 2017
With Comparative Totals for March 31, 2016

	Fire Equipment				
	Original Budgeted Amounts	Final Budgeted Amounts	2017 Actual Amounts	Variance with Final Budget	2016 Actual Amounts
REVENUES					
Property tax collections	\$ 115,375	\$ 115,375	\$ 333,096	\$ (217,721)	\$ 113,054
Intergovernmental	30,875	30,875	5,799	25,076	-
Miscellaneous	-	-	13,000	(13,000)	-
Total revenues	146,250	146,250	351,895	(205,645)	113,054
EXPENDITURES					
Capital outlay					
Equipment	146,250	202,443	18,798	183,645	845,389
Other	-	-	-	-	60
Total expenditures	146,250	202,443	18,798	183,645	845,449
Excess (deficiency) of revenues over (under) expenditures	-	(56,193)	333,097	(389,290)	(732,395)
OTHER FINANCING SOURCES (USES)					
Transfers in	-	218,750	210	218,540	226,375
Total other financing sources (uses)	-	218,750	210	218,540	226,375
Net change in fund balance	\$ -	\$ 162,558	333,307	\$ (170,750)	(506,020)
Fund balance, January 1			373,359		481,337
Fund balance (deficit), March 31			<u>\$ 706,666</u>		<u>\$ (24,683)</u>

City of Minot, North Dakota
Schedule of Revenues, Expenditures and Changes in Fund Balance, Budget and Actual
Nonmajor Capital Project Fund
For the Year-to-Date as of March 31, 2017
With Comparative Totals for March 31, 2016

	Equipment Purchase				
	Original Budgeted Amounts	Final Budgeted Amounts	2017 Actual Amounts	Variance with Final Budget	2016 Actual Amounts
REVENUES					
Property tax collections	\$ 65,559	\$ 63,809	\$ 217,550	\$ (153,741)	\$ 896,647
Intergovernmental	21,400	21,400	-	21,400	-
Miscellaneous	-	7,882	15,725	(7,843)	-
Total revenues	86,959	93,091	233,275	(140,184)	896,647
EXPENDITURES					
Capital outlay					
Contracted work	-	-	-	-	37,962
Equipment	247,084	322,581	87,600	234,981	241,547
Other	-	-	64	(64)	107
Engineering	-	-	-	-	2,803
Total expenditures	247,084	322,581	87,664	234,917	282,419
Excess (deficiency) of revenues over (under) expenditures	(160,125)	(229,490)	145,611	(375,101)	614,228
OTHER FINANCING SOURCES (USES)					
Sale of City property	17,500	17,500	27,998	(10,498)	4,200
Transfers in	135,000	135,000	147,500	(12,500)	136,654
Total other financing sources (uses)	152,500	152,500	175,498	(22,998)	140,854
Net change in fund balance	<u>\$ (7,625)</u>	<u>\$ (76,990)</u>	321,109	<u>\$ (398,099)</u>	755,082
Fund balance, January 1			794,235		625,763
Fund balance (deficit), March 31			<u>\$ 1,115,344</u>		<u>\$ 1,380,845</u>

City of Minot, North Dakota
Schedule of Revenues, Expenditures and Changes in Fund Balance, Budget and Actual
Nonmajor Capital Project Fund
For the Year-to-Date as of March 31, 2017
With Comparative Totals for March 31, 2016

	Flood Control Capital				
	Original Budgeted Amounts	Final Budgeted Amounts	2017 Actual Amounts	Variance with Final Budget	2016 Actual Amounts
REVENUES					
Sales tax collections	\$ -	\$ 668,750	\$ -	\$ 668,750	\$ -
Total revenues	-	668,750	-	668,750	-
EXPENDITURES					
Capital outlay					
Contracted work	4,000,000	814,719	136,187	678,532	-
Legal	-	-	-	-	2,105
Other	-	-	631	(631)	3
Acquisitions	-	-	-	-	114,000
Engineering	-	-	-	-	420,904
Total expenditures	4,000,000	814,719	136,818	677,901	537,012
Excess (deficiency) of revenues over (under) expenditures	(4,000,000)	(145,969)	(136,818)	(9,151)	(537,012)
OTHER FINANCING SOURCES (USES)					
Sales tax bonds issued	4,000,000	4,000,000	-	4,000,000	-
Transfers in	-	-	131	(131)	783,308
Transfers out	-	(690,632)	(4,608)	(686,024)	-
Total other financing sources (uses)	4,000,000	3,309,368	(4,477)	3,313,845	783,308
Net change in fund balance	\$ -	\$ 3,163,400	(141,295)	\$ 3,304,695	246,296
Fund balance, January 1			(265,822)		898,157
Fund balance (deficit), March 31			\$ (407,117)		\$ 1,144,453

City of Minot, North Dakota
Nonmajor Enterprise Funds

ENTERPRISE FUNDS – Funds for operations (a) financed and operated in a manner similar to private enterprises, where the intent of the governing body is to provide goods or services to the general public on a continuing basis where the expenses, including depreciation, be financed or recovered primarily through user charges; or (b) where the governing body has decided that periodic determination of revenues earned, expenses incurred, and/or net income is appropriate for capital maintenance, public policy, management control, accountability, or other purposes.

Cemetery - To account for the provisions of burial services for the residents of the City and surrounding area. All activities necessary to provide such services are accounted for in this fund, including but not limited to, administration, operations, maintenance, and sale of burial plots and related services.

Parking Authority - To account for the provisions of providing parking for the Central Business District of the City of Minot. All activities necessary to provide such services are accounted for in this fund, including, but not limited to, administration, operations, and maintenance.

City of Minot, North Dakota
Combining Statement of Net Position
Nonmajor Proprietary Funds
March 31, 2017
With Comparative Totals for March 31, 2016

	Nonmajor Business-Type Activities		Total Nonmajor Proprietary Funds 2017	Total Nonmajor Proprietary Funds 2016
	Cemetery	Parking Authority		
ASSETS				
Current				
Cash and cash equivalents	\$ 370,537	\$ 177,962	\$ 548,499	\$ 622,927
Taxes receivable current	58,110	-	58,110	99,434
Taxes receivable delinquent	7,049	-	7,049	3,441
Accounts receivable	22,445	-	22,445	14,110
Intergovernmental receivable	-	-	-	339
Total current assets	458,141	177,962	636,103	740,251
Noncurrent assets				
Other assets - capital credits	2,043	1,374	3,417	3,341
Capital assets				
Land	179,504	136,397	315,901	315,901
Buildings	150,885	-	150,885	150,885
Equipment	297,598	342,867	640,465	566,763
Infrastructure	465,159	17,228	482,387	407,289
Construction in progress	-	-	-	2,605
Total capital assets	1,093,146	496,492	1,589,638	1,443,443
Less-accumulated depreciation	(405,970)	(343,441)	(749,411)	(704,742)
Net capital assets	687,176	153,051	840,227	738,701
Total assets	1,147,360	332,387	1,479,747	1,482,293
DEFERRED OUTFLOWS OF RESOURCES				
Deferred outflows of resources related to pension	59,343	-	59,343	64,150
Total deferred outflows of resources	59,343	-	59,343	64,150
LIABILITIES				
Current liabilities				
Accounts payable	1,076	913	1,989	2,354
Accrued salaries payable	9,420	-	9,420	11,346
Total current liabilities	10,496	913	11,409	13,700
Long-term liabilities				
Customer deposits	-	600	600	600
Net pension liability	499,203	-	499,203	501,921
Total long-term liabilities	499,203	600	499,803	502,521
Total liabilities	509,699	1,513	511,212	516,221
DEFERRED INFLOWS OF RESOURCES				
Deferred inflows of resources related to pension	49,899	-	49,899	38,579
Total deferred inflows of resources	49,899	-	49,899	38,579
NET POSITION				
Invested in capital assets, net of related debt	687,176	153,051	840,227	738,701
Unrestricted net position	(40,071)	177,823	137,752	252,942
Total net position	\$ 647,105	\$ 330,874	\$ 977,979	\$ 991,643

City of Minot, North Dakota
Combining Statement of Revenues, Expenses, and Changes in Fund Net Position
Nonmajor Proprietary Funds
For the Year-to-Date as of March 31, 2017
With Comparative Totals for March 31, 2016

	Nonmajor Business-Type Activities		Total Nonmajor Proprietary Funds 2017	Total Nonmajor Proprietary Funds 2016
	Cemetery	Parking Authority		
OPERATING REVENUES				
Charges for services	\$ 54,580	\$ 8,639	\$ 63,219	\$ 70,423
Total operating revenues	54,580	8,639	63,219	70,423
OPERATING EXPENSES				
Salaries	39,466	-	39,466	56,427
Employee benefits	29,040	1,180	30,220	31,171
Professional services	105	-	105	50
Property services	3,040	7,787	10,827	1,341
Purchased services	1,644	1,108	2,752	2,425
Supplies	2,462	243	2,705	3,186
Sundry	9,585	1,270	10,855	10,910
Total operating expenses	85,342	11,588	96,930	105,510
Operating income (loss)	(30,762)	(2,949)	(33,711)	(35,087)
NON-OPERATING REVENUES (EXPENSES)				
Property tax collections	226,056	-	226,056	277,012
Miscellaneous income (expense)	(339)	-	(339)	619
Total non-operating revenues (expenses)	225,717	-	225,717	277,631
Income (loss) before contributions and transfers	194,955	(2,949)	192,006	242,544
Transfers in	11,250	-	11,250	3,750
Total contributions and transfers	11,250	-	11,250	3,750
Change in net position	206,205	(2,949)	203,256	246,294
Net position, January 1	440,900	333,823	774,723	745,349
Net position, March 31	\$ 647,105	\$ 330,874	\$ 977,979	\$ 991,643

City of Minot, North Dakota
Combining Statement of Cash Flows
Nonmajor Proprietary Funds
For the Year-to-Date as of March 31, 2017
With Comparative Totals for March 31, 2016

	Nonmajor Business-Type Activities		Total Nonmajor Proprietary Funds	Total Nonmajor Proprietary Funds
	Cemetery	Parking Authority	2017	2016
CASH FLOWS FROM OPERATING ACTIVITIES				
Receipts from customers and users	\$ 12,742	\$ 12,079	\$ 24,821	\$ (18,359)
Payments to suppliers	(17,234)	(41,852)	(59,086)	(19,914)
Payments to employees	(86,475)	(1,180)	(87,655)	(101,554)
Due from other agencies	9,149	-	9,149	86
Net cash provided (used) by operating activities	(81,818)	(30,953)	(112,771)	(139,741)
CASH FLOWS FROM NONCAPITAL FINANCING ACTIVITIES				
Taxes received	225,717	-	225,717	277,631
Transfers in	11,250	-	11,250	3,750
Net cash provided (used) by noncapital financing activities	236,967	-	236,967	281,381
CASH FLOWS FROM INVESTING ACTIVITIES				
Net increase (decrease) in cash and cash equivalents	155,149	(30,953)	124,196	141,640
Cash and investments, January 1	215,388	208,915	424,303	481,287
Cash and investments, March 31	\$ 370,537	\$ 177,962	\$ 548,499	\$ 622,927
Cash and cash equivalents are comprised of the following:				
Cash and cash equivalents	\$ 370,537	\$ 177,962	\$ 548,499	\$ 622,927
Total cash and equivalents on the Statement of Net Position	\$ 370,537	\$ 177,962	\$ 548,499	\$ 622,927
RECONCILIATION OF OPERATING INCOME (LOSS) TO NET CASH PROVIDED (USED) BY OPERATING ACTIVITIES				
Operating income (loss)	\$ (30,762)	\$ (2,949)	\$ (33,711)	\$ (35,087)
Adjustments to reconcile operating income (loss) to net cash provided (used) by operating activities				
Change in assets and liabilities:				
Taxes receivable	(43,430)	-	(43,430)	(92,134)
Receivables, net	1,585	3,365	4,950	3,188
Intergovernmental receivable	9,149	-	9,149	86
Prepaid	7	75	82	164
Accounts payable	(398)	(31,444)	(31,842)	(2,002)
Accrued salaries payable	4,738	-	4,738	6,865
Accrued interest payable	(22,707)	-	(22,707)	(20,821)
Net cash provided (used) by operating activities	\$ (81,818)	\$ (30,953)	\$ (112,771)	\$ (139,741)

City of Minot, North Dakota
Internal Service Funds

INTERNAL SERVICE FUNDS - To account for the financing of goods or services provided by one department or agency of a government to other departments or agencies on a cost reimbursement basis.

Central Garage - To account for the cost of providing fuel, maintenance and repairs to vehicles and equipment of all City departments.

Self Insurance - To account for the cost of providing health insurance to City of Minot employees and retirees.

City of Minot, North Dakota
Combining Statement of Net Position
Internal Service Funds
March 31, 2017
With Comparative Totals for March 31, 2016

	Central Garage	Self Insurance	Total Internal Service Funds 2017	Total Internal Service Funds 2016
ASSETS				
Cash and investments	\$ 102,777	\$ 2,428,733	\$ 2,531,510	\$ 2,417,772
Accounts receivable	43	-	43	5,072
Inventory	358,599	-	358,599	272,288
Other assets - capital credits	2,232	-	2,232	2,232
Total assets	463,651	2,428,733	2,892,384	2,697,364
LIABILITIES				
Accounts payable	39,851	127,389	167,240	14,589
Total liabilities	39,851	127,389	167,240	14,589
NET POSITION				
Unrestricted	423,800	2,301,344	2,725,144	2,682,775
Total net position	\$ 423,800	\$ 2,301,344	\$ 2,725,144	\$ 2,682,775

City of Minot, North Dakota
Combining Statement of Revenues, Expenses, and Changes in Fund Net Position
Internal Service Funds
For the Year-to-Date as of March 31, 2017
With Comparative Totals for March 31, 2016

	Central Garage	Self Insurance	Total Internal Service Funds 2017	Total Internal Service Funds 2016
OPERATING REVENUES				
Sales	\$ 332,505	\$ -	\$ 332,505	\$ 155,915
Cost of goods sold	(332,462)	-	(332,462)	(142,788)
Gross margin	43	-	43	13,127
Charges for services				
Employer	-	701,595	701,595	633,344
Employee	-	209,397	209,397	180,829
Miscellaneous	-	-	-	2,049
Total operating revenues	43	910,992	911,035	829,349
OPERATING EXPENSES				
Insurance claims	-	729,200	729,200	566,111
Total operating expenses	-	729,200	729,200	566,111
Operating income (loss)	43	181,792	181,835	263,238
NON-OPERATING REVENUES (EXPENSES)				
Miscellaneous income (expense)	(105,417)	17,277	(88,140)	17,803
Total non-operating revenues (expenses)	(105,417)	17,277	(88,140)	17,803
Income (loss) before transfers	(105,374)	199,069	93,695	281,041
Transfers out	-	-	-	(65,000)
Total transfers in (out)	-	-	-	(65,000)
Change in net position	(105,374)	199,069	93,695	216,041
Net position, January 1	529,174	2,102,275	2,631,449	2,466,734
Net position, March 31	\$ 423,800	\$ 2,301,344	\$ 2,725,144	\$ 2,682,775

City of Minot, North Dakota
Combining Statement of Cash Flows
Internal Service Funds
For the Year-to-Date as of March 31, 2017
With Comparative Totals for March 31, 2016

	Central Garage	Self Insurance	Total Internal Service Funds 2017	Total Internal Service Funds 2016
CASH FLOWS FROM OPERATING ACTIVITIES				
Receipts from customers and users	\$ 335,120	\$ 911,063	\$ 1,246,183	\$ 1,014,625
Payments to suppliers	(360,805)	(738,268)	(1,099,073)	(857,724)
Net cash provided (used) by operating activities	(25,685)	172,795	147,110	156,901
CASH FLOWS FROM NONCAPITAL FINANCING ACTIVITIES				
Transfers out	-	-	-	(65,000)
Internal activity - payments from other funds	(105,417)	17,277	(88,140)	17,803
Net cash provided (used) by noncapital financing activities	(105,417)	17,277	(88,140)	(47,197)
CASH FLOWS FROM INVESTING ACTIVITIES				
Net increase in cash and cash equivalents	(131,102)	190,072	58,970	109,704
Cash and investments, January 1	233,879	2,238,661	2,472,540	2,308,068
Cash and investments, March 31	\$ 102,777	\$ 2,428,733	\$ 2,531,510	\$ 2,417,772
RECONCILIATION OF OPERATING INCOME (LOSS) TO NET CASH PROVIDED (USED) BY OPERATING ACTIVITIES				
Operating income (loss)	\$ 43	\$ 181,792	\$ 181,835	\$ 263,238
Adjustments to reconcile operating income (loss) to net cash provided (used) by operating activities				
Change in assets and liabilities				
Receivables, net	(43)	71	28	2,267
Inventory	2,658	-	2,658	40,221
Accounts payable	(28,343)	127,235	98,892	(5,898)
Insurance claims payable	-	(136,303)	(136,303)	(142,927)
Net cash provided (used) by operating activities	\$ (25,685)	\$ 172,795	\$ 147,110	\$ 156,901

City of Minot, North Dakota

Trust and Agency Funds

TRUST FUNDS - A pension trust fund is a fund made up of money contributed to by both the employer and the employee for pension benefits. A trustee administers the funds and invests the money, collects the earnings and interest and distributes the benefits. Additional information is provided below for some of the major funds in this category.

City Employee Pension - Arrangement for the provision of pension benefits in which all assets accumulated for the payment of benefits may legally be used to pay benefits (including refunds of member contributions) to any of the plan members or beneficiaries, as defined by the terms of the plan.

OPEB - Other Postemployment Benefits include postemployment healthcare benefits, regardless of the type of plan that provides them, and all postemployment benefits provided separately from a pension plan, excluding benefits defined as termination offers and benefits.

AGENCY FUNDS - Funds used to report resources held by the reporting government in a purely custodial capacity (assets equal liabilities). Agency funds typically involve only the receipt, temporary investment, and remittance of fiduciary resources to individuals, private organizations, or other governments. (SGAS 34) Additional information is provided below for some of the major funds in this category.

Payroll Deductions - To account for the receipt and disbursement of employee payroll deductions on a monthly basis.

Employer Social Security - To account for the receipt and disbursement of employer and employee contributions to social security.

Hotel/Motel Tax - To account for the receipt and disbursement of hotel/motel tax as collected and distributed by the City to the Convention and Visitor's Bureau and the All Season's Arena.

Community Development Block Grant and Economic Development Administration – To account for resources provided by the Community Development Block Grants and the Economic Development Administration.

City of Minot, North Dakota
Combining Statement of Fiduciary Net Position
Fiduciary Funds
March 31, 2017
With Comparative Totals for March 31, 2016

	Pension Trust	OPEB Trust	Total Fiduciary Funds 2017	Total Fiduciary Funds 2016
ASSETS				
Cash and cash equivalents	\$ 49,951	\$ -	\$ 49,951	\$ 91,320
Investments				
Money market	475,427	34,238	509,665	382,219
Equity/stocks	39,212,217	708,756	39,920,973	34,928,405
Fixed income	22,213,460	401,131	22,614,591	22,258,408
Alternative	4,070,346	74,125	4,144,471	4,910,473
Total investments	65,971,450	1,218,250	67,189,700	62,479,505
Taxes receivable delinquent	-	-	-	20,700
Due from other funds	258,619	-	258,619	-
Total assets	66,280,020	1,218,250	67,498,270	62,591,525
LIABILITIES				
Due to other funds	-	258,619	258,619	110,902
Total liabilities	-	258,619	258,619	110,902
DEFERRED INFLOWS OF RESOURCES				
Unavailable revenue - property taxes	-	-	-	20,700
NET POSITION				
Restricted for pension benefits	66,280,020	-	66,280,020	61,408,077
Restricted for OPEB benefits	-	959,631	959,631	1,051,846
Total net position	\$ 66,280,020	\$ 959,631	\$ 67,239,651	\$ 62,459,923

City of Minot, North Dakota
Combining Statement of Changes in Fiduciary Net Position
Fiduciary Funds
For the Year-to-Date as of March 31, 2017
With Comparative Totals for March 31, 2016

	Pension Trust	OPEB Trust	Total Fiduciary Funds 2017	Total Fiduciary Funds 2016
ADDITIONS				
Contributions				
Employer	\$ 1,134,271	\$ -	\$ 1,134,271	\$ 1,194,213
Employee	562,287	122,519	684,806	720,552
Total contributions	1,696,558	122,519	1,819,077	1,914,765
Investment income				
Interest and dividends	335,658	4,330	339,988	274,075
Net increase (decrease) in the fair value of investments	2,538,528	48,941	2,587,469	183,655
Total investment income	2,874,186	53,271	2,927,457	457,730
Less investment expense	37,656	690	38,346	37,607
Net investment income	2,836,530	52,581	2,889,111	420,123
Total additions	4,533,088	175,100	4,708,188	2,334,888
DEDUCTIONS				
Benefits paid to plan member and beneficiaries	1,986,522	-	1,986,522	1,912,852
Refunds paid to plan member and beneficiaries	156,409	-	156,409	-
Retiree claims	-	155,326	155,326	94,301
Third party premiums	-	51,637	51,637	50,235
Administrative expenses	47,890	-	47,890	48,126
Total deductions	2,190,821	206,963	2,397,784	2,105,514
Change in net position	2,342,267	(31,863)	2,310,404	229,374
Net position, January 1	63,937,753	991,494	64,929,247	62,230,549
Net position, March 31	\$ 66,280,020	\$ 959,631	\$ 67,239,651	\$ 62,459,923

City of Minot, North Dakota
Combining Statement of Net Position
Agency Funds
March 31, 2017
With Comparative Totals for March 31, 2016

	Payroll Deductions	Employer Social Security	Hotel/ Motel Tax	CDBG/ EDA	Total Agency Funds 2017	Total Agency Funds 2016
ASSETS						
Cash and investments	\$ 169,335	\$ -	\$ 84,199	\$ 1,118	\$ 254,652	\$ 177,020
Taxes receivable delinquent	-	-	-	-	-	836
Accounts receivable	89	-	494	-	583	6,858
Intergovernmental receivable	-	-	-	2,047	2,047	3,747
Due from other funds	-	-	-	-	-	110,902
Total assets	<u>\$ 169,424</u>	<u>\$ -</u>	<u>\$ 84,693</u>	<u>\$ 3,165</u>	<u>\$ 257,282</u>	<u>\$ 299,363</u>
LIABILITIES						
Accounts payable	\$ 169,424	\$ -	\$ 84,693	\$ 3,165	\$ 257,282	\$ 299,363
Total liabilities	<u>\$ 169,424</u>	<u>\$ -</u>	<u>\$ 84,693</u>	<u>\$ 3,165</u>	<u>\$ 257,282</u>	<u>\$ 299,363</u>

City of Minot, North Dakota
Combining Statements of Changes in Assets and Liabilities - Agency Funds
For the Year-to-Date as of March 31, 2017
With Comparative Totals for March 31, 2016

	Beginning	Additions	Deletions	Ending
PAYROLL DEDUCTIONS				
Assets				
Cash and investments	\$ 277,914	\$ 1,802,181	\$ 1,910,760	\$ 169,335
Accounts receivable	3,191	748	3,850	89
Total assets	<u>\$ 281,105</u>	<u>\$ 1,802,929</u>	<u>\$ 1,914,610</u>	<u>\$ 169,424</u>
Liabilities				
Accounts payable	\$ 281,105	\$ 236,739	\$ 125,058	\$ 169,424
Total liabilities	<u>\$ 281,105</u>	<u>\$ 236,739</u>	<u>\$ 125,058</u>	<u>\$ 169,424</u>
EMPLOYER SOCIAL SECURITY				
Assets				
Taxes receivable delinquent	\$ 6	\$ -	\$ 6	\$ -
Intergovernmental receivable	828	-	828	-
Total assets	<u>\$ 834</u>	<u>\$ -</u>	<u>\$ 834</u>	<u>\$ -</u>
Liabilities				
Accounts payable	\$ 834	\$ 1,029	\$ 195	\$ -
Total liabilities	<u>\$ 834</u>	<u>\$ 1,058</u>	<u>\$ 195</u>	<u>\$ -</u>
HOTEL/MOTEL TAX				
Assets				
Cash and investments	\$ 2,219	\$ 179,642	\$ 97,662	\$ 84,199
Accounts receivable	75,498	160,454	235,458	494
Intergovernmental receivable	1,832	-	1,832	-
Due from other funds	39	(39)	-	-
Total assets	<u>\$ 79,588</u>	<u>\$ 340,057</u>	<u>\$ 334,952</u>	<u>\$ 84,693</u>
Liabilities				
Accounts payable	\$ 79,588	\$ 215,190	\$ 220,295	\$ 84,693
Total liabilities	<u>\$ 79,588</u>	<u>\$ 215,190</u>	<u>\$ 220,295</u>	<u>\$ 84,693</u>
CDBG/EDA				
Assets				
Cash and investments	\$ -	\$ 5,913	\$ 4,795	\$ 1,118
Intergovernmental receivable	6,799	5,607	10,359	2,047
Total assets	<u>\$ 6,799</u>	<u>\$ 11,520</u>	<u>\$ 15,154</u>	<u>\$ 3,165</u>
Liabilities				
Accounts payable	\$ 6,760	\$ 4,756	\$ 1,161	\$ 3,165
Due to other funds	39	-	(39)	-
Total liabilities	<u>\$ 6,799</u>	<u>\$ 4,756</u>	<u>\$ 1,122</u>	<u>\$ 3,165</u>
TOTAL MARCH 31, 2017				
Assets				
Cash and investments	\$ 280,133	\$ 1,987,736	\$ 2,013,217	\$ 254,652
Taxes receivable delinquent	6	-	6	-
Accounts receivable	78,689	161,202	239,308	583
Intergovernmental receivable	9,459	5,607	13,019	2,047
Due from other funds	39	(39)	-	-
Total assets	<u>\$ 368,326</u>	<u>\$ 2,154,506</u>	<u>\$ 2,265,550</u>	<u>\$ 257,282</u>
Liabilities				
Accounts payable	\$ 368,287	\$ 457,714	\$ 346,709	\$ 257,282
Due to other funds	39	-	(39)	-
Total liabilities	<u>\$ 368,326</u>	<u>\$ 457,714</u>	<u>\$ 346,670</u>	<u>\$ 257,282</u>
TOTAL MARCH 31, 2016				
Assets				
Cash and investments	\$ 404,426	\$ 1,778,546	\$ 2,005,952	\$ 177,020
Taxes receivable delinquent	1,015	-	179	836
Accounts receivable	80,405	204,541	278,088	6,858
Intergovernmental receivable	24,843	15,717	36,813	3,747
Due to other funds	265	113,350	2,713	110,902
Total assets	<u>\$ 510,954</u>	<u>\$ 2,112,154</u>	<u>\$ 2,323,745</u>	<u>\$ 299,363</u>
Liabilities				
Accounts payable	\$ 510,689	\$ 718,914	\$ 507,588	\$ 299,363
Due to other funds	265	-	(265)	-
Total liabilities	<u>\$ 510,954</u>	<u>\$ 718,914</u>	<u>\$ 507,323</u>	<u>\$ 299,363</u>

City of Minot, North Dakota
Capital Assets Used in the Operation of Governmental Funds
Comparative Schedule by Source March 31, 2017 and 2016

GOVERNMENTAL FUNDS CAPITAL ASSETS	2017	2016
Land	\$ 56,425,346	\$ 42,569,187
Buildings	21,177,264	14,889,521
Equipment	23,164,165	21,515,354
Infrastructure	268,530,908	224,711,583
Intangible assets	598,329	598,329
Books	3,386,909	3,330,862
Construction in progress	12,255,370	24,569,726
Total governmental funds capital assets	<u>\$ 385,538,291</u>	<u>\$ 332,184,562</u>
INVESTMENTS IN GOVERNMENTAL FUNDS CAPITAL ASSETS BY SOURCE		
Capital project funds		
General obligation bonds	\$ 32,659,443	\$ 27,483,151
Revenue bonds	3,554,141	3,554,141
Sales tax	33,159,957	20,779,115
Federal grants	121,789,857	104,456,915
State grants	49,823,030	28,527,103
County grants	1,216,423	1,216,423
Contributions from others	97,618,745	100,989,216
General fund	24,621,890	24,607,593
Special revenue	17,755,519	17,555,095
Urban renewal	465,739	465,739
Enterprise fund	2,873,547	2,550,071
Total governmental funds capital assets	<u>\$ 385,538,291</u>	<u>\$ 332,184,562</u>

City of Minot, North Dakota
Capital Assets Used in the Operation of Governmental Funds
Schedule by Function and Activity
March 31, 2017
With Comparative Totals for March 31, 2016

FUNCTION AND ACTIVITY	Land	Buildings	Equipment	Infrastructure	Intangible Assets	Books	Construction in Process	2017	2016
General Government									
Civic center/property maintenance	\$ 49,374	\$ 3,429,528	\$ 311,203	\$ 305,527	\$ -	\$ -	\$ -	\$ 4,095,632	\$ 4,085,632
City Manager/Clerk	-	-	39,613	-	-	-	-	39,613	7,999
Finance	-	-	26,888	-	-	-	-	26,888	26,888
Information technology	-	-	235,998	-	220,899	-	-	456,897	434,933
Assessor	-	-	95,718	-	32,500	-	-	128,218	128,218
Engineering	-	-	416,023	-	-	-	7,000	423,023	379,088
Inspection	-	-	345,427	-	33,000	-	-	378,427	290,631
Traffic control	-	-	903,020	5,217,331	-	-	6,966	6,127,317	6,091,173
Public works	-	4,411,178	172,643	-	-	-	-	4,583,821	1,545,314
General	54,121,189	119,423	1,472,202	20,539,135	-	-	11,791,892	88,043,841	62,480,461
Total general government	54,170,563	7,960,129	4,018,735	26,061,993	286,399	-	11,805,858	104,303,677	75,470,337
Public Safety									
Police	-	161,537	4,848,218	2,254,756	-	-	-	7,264,511	7,269,422
Fire	243,861	7,452,934	4,861,200	1,388,084	-	-	433,150	14,379,229	14,483,649
Total public safety	243,861	7,614,471	9,709,418	3,642,840	-	-	433,150	21,643,740	21,753,071
Street	1,580,920	385,576	4,496,080	237,424,681	311,930	-	(14,138)	244,185,049	219,863,695
Shop	-	-	312,233	-	-	-	-	312,233	280,198
Library	7,624	3,128,994	69,983	315,781	-	3,386,909	30,500	6,939,791	6,874,860
Public transportation	-	853,027	3,307,846	-	-	-	-	4,160,873	4,119,950
Recreation	422,378	1,235,067	1,249,870	1,085,613	-	-	-	3,992,928	3,822,451
Total governmental funds	\$ 56,425,346	\$ 21,177,264	\$ 23,164,165	\$ 268,530,908	\$ 598,329	\$ 3,386,909	\$ 12,255,370	\$ 385,538,291	\$ 332,184,562

City of Minot, North Dakota
Capital Assets Used in the Operation of Governmental Funds
Schedule of Changes by Function and Activity
March 31, 2017

FUNCTION AND ACTIVITY	Governmental Fund					Governmental Fund	
	Capital Assets January 1, 2017	Additions	Deletions	Transfers	Construction in Process	Capital Assets March 31, 2017	
GENERAL GOVERNMENT							
Civic center/property maintenance	\$ 4,095,632	\$ -	\$ -	\$ -	\$ -	\$ 4,095,632	
City Manager/Clerk	39,613	-	-	-	-	39,613	
Finance	26,888	-	-	-	-	26,888	
Information technology	456,897	-	-	-	-	456,897	
Assessor	128,218	-	-	-	-	128,218	
Engineering	416,023	-	-	-	7,000	423,023	
Inspection	378,427	-	-	-	-	378,427	
Traffic control	6,137,343	-	16,992	-	6,966	6,127,317	
Public works	4,583,821	-	-	-	-	4,583,821	
General	83,452,850	-	7,200,901	-	11,791,892	88,043,841	
Total general government	99,715,712	-	7,217,893	-	11,805,858	104,303,677	
PUBLIC SAFETY							
Police	7,264,511	-	-	-	-	7,264,511	
Fire	14,360,330	-	414,251	-	433,150	14,379,229	
Total public safety	21,624,841	-	414,251	-	433,150	21,643,740	
Street	244,555,537	-	356,350	-	(14,138)	244,185,049	
Shop	312,233	-	-	-	-	312,233	
Library	6,909,291	-	-	-	30,500	6,939,791	
Public transportation	4,160,873	-	-	-	-	4,160,873	
Recreation	3,992,928	-	-	-	-	3,992,928	
Total governmental funds	\$ 381,271,415	\$ -	\$ 7,988,494	\$ -	\$ 12,255,370	\$ 385,538,291	

City of Minot, North Dakota
Fund Balance Detail
March 31, 2017

	General Fund	Major Special Revenue Fund Sales Tax NAWS	Major Debt Service Special Assessment Debt	Major Capital Project Funds			Nonmajor Other Governmental Funds	Total
				Highway Reserve	Capital Purchases	Storm Sewer Development		
Fund balances								
Nonspendable								
Inventory	\$ -	\$ -	\$ -	\$ -	\$ -	\$ -	\$ 8,479	\$ 8,479
Long-term loans receivable	-	-	-	-	-	-	1,088,200	1,088,200
Prepaid	17,045	-	-	-	-	-	3,114	20,159
Other assets - capital credits	327,786	-	-	-	-	-	37,305	365,091
Advances to other funds	-	-	1,050,650	-	-	-	123,527	1,174,177
Total nonspendable	344,831	-	1,050,650	-	-	-	1,260,625	2,656,106
Restricted								
General government	23,456	-	-	-	-	-	-	23,456
Community development	-	-	-	-	-	-	7,805,367	7,805,367
Sales tax improvements	-	-	-	-	-	-	5,251,530	5,251,530
Sales tax flood control	-	-	-	-	-	-	13,278,857	13,278,857
Sales tax property tax relief	-	-	-	-	-	-	9,525	9,525
Sales tax infrastructure	-	-	-	-	-	-	8,591,306	8,591,306
Sales tax community facilities	-	-	-	-	-	-	6,044,556	6,044,556
NAWS	-	32,604,666	-	-	-	-	-	32,604,666
Debt service reserve	-	-	5,320,986	-	-	-	3,285,711	8,606,697
Total restricted	23,456	32,604,666	5,320,986	-	-	-	44,266,852	82,215,960
Assigned								
General government	-	-	-	-	-	-	1,077,213	1,077,213
Public transportation	-	-	-	-	-	-	642,395	642,395
Culture and recreation	-	-	-	-	-	-	3,217,320	3,217,320
Emergency fund	-	-	-	-	-	-	245,162	245,162
Highways and streets	-	-	-	10,721,494	-	-	4,799,983	15,521,477
Debt service	-	-	338,198	-	-	-	151,888	490,086
Equipment purchases	-	-	-	-	-	-	1,822,010	1,822,010
Special assessment districts	-	-	-	-	-	-	657,106	657,106
Storm sewer development	-	-	-	-	-	3,500,531	-	3,500,531
Other purposes	-	-	-	-	-	-	83,571	83,571
Total assigned	-	-	338,198	10,721,494	-	3,500,531	12,696,648	27,256,871
Unassigned	29,188,323	-	-	-	(830,786)	-	(509,000)	27,848,537
Total fund balance	\$ 29,556,610	\$ 32,604,666	\$ 6,709,834	\$ 10,721,494	\$ (830,786)	\$ 3,500,531	\$ 57,715,125	\$ 139,977,474